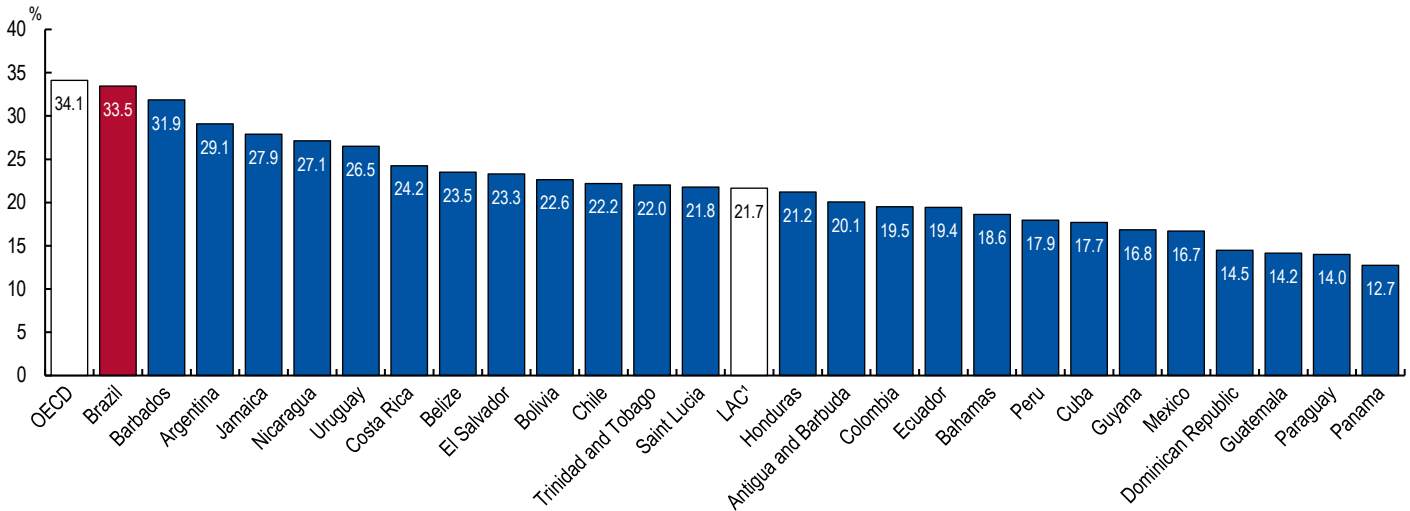


Revenue Statistics in Latin America and the Caribbean 2023 - Brazil

Tax-to-GDP ratio

Tax-to-GDP ratio compared to other Latin American and Caribbean (LAC) countries and regional averages, 2021

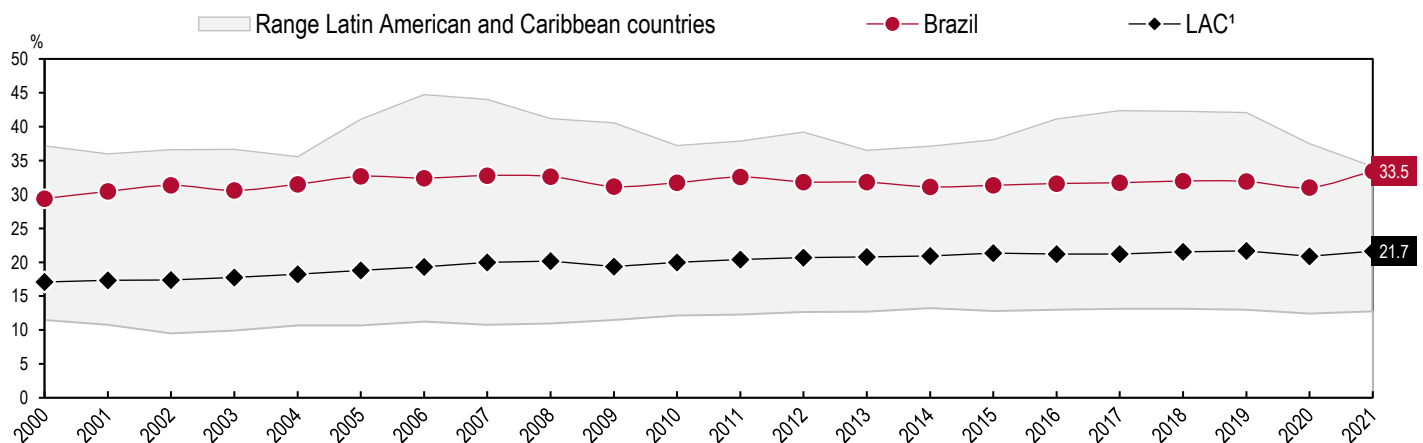
Brazil's tax-to-GDP ratio in 2021 (33.5%) was above the LAC average (21.7%)¹ in this year's Revenue Statistics in Latin America and the Caribbean publication by 11.8 percentage points and below the OECD average (34.1%).



1. Represents the unweighted average of 25 Latin American and Caribbean countries included in this publication and excludes Cuba and Venezuela due to data issues.

Tax-to-GDP ratio over time

The tax-to-GDP ratio in Brazil increased by 2.4 percentage points from 31.0% in 2020 to 33.5% in 2021. In comparison, the LAC average increased by 0.8 percentage points between 2020 and 2021 to 21.7%. Over a longer time period, the LAC average has increased by 4.6 percentage points, from 17.1% in 2000 to 21.7% in 2021, whereas the tax-to-GDP ratio in Brazil has increased by 4.1 percentage points, from 29.4% to 33.5%. Since 2000, the highest tax-to-GDP ratio in Brazil was 33.5% in 2021, and the lowest was 29.4% in 2000.



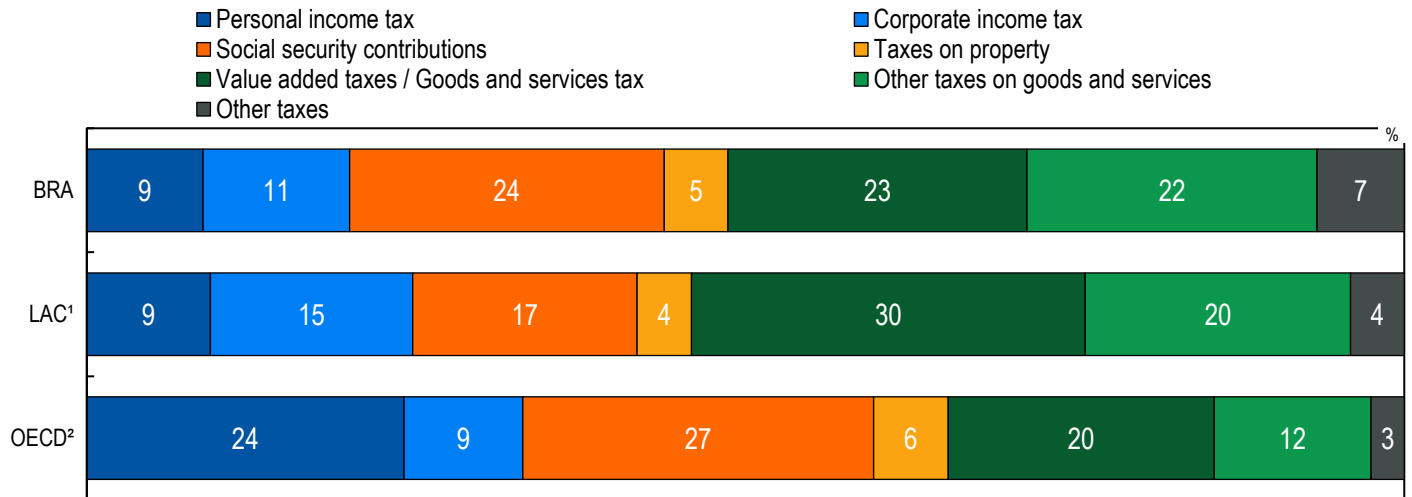
1. Represents the unweighted average of 25 Latin American and Caribbean countries included in this publication and excludes Cuba and Venezuela due to data issues.

In the OECD classification the term "taxes" is confined to compulsory unrequited payments to general government. Taxes are unrequited in the sense that benefits provided by government to taxpayers are not normally in proportion to their payments. <http://www.oecd.org/tax/tax-policy/oecd-classification-taxes-interpretative-guide.pdf>

Tax structures

Tax structure compared to the regional averages

Tax structure refers to the share of each tax revenue category in total tax revenues. The highest share of tax revenues in Brazil in 2021 was derived from social security contributions (23.9%). The second-highest share of tax revenues in 2021 was derived from value added taxes / goods and services tax (22.7%).



1. Represents the unweighted average of 25 LAC countries included in this publication and excludes Cuba and Venezuela due to data issues. Ecuador is excluded from the LAC average for CIT and PIT revenue as a sufficient breakdown is not available.

2. Data for 2020 are used for the OECD average as the 2021 data are not available.

Summary of the tax structure in Brazil

	Tax revenues in national currency			Tax structure in Brazil		
	Brazilian Real, Millions			% in GDP		
	2020	2021	Δ	2020	2021	Δ
Taxes on income, profits and capital gains ¹	525 627	695 984	+ 170 356	7.0	8.0	+ 1.0
<i>of which</i>						
Personal income, profits and gains	225 912	256 343	+ 30 431	3.0	3.0	0.0
Corporate income, profits and gains	200 032	322 527	+ 122 495	2.7	3.7	+ 1.0
Social security contributions	610 312	693 825	+ 83 513	8.2	8.0	- 0.2
Taxes on property	92 120	140 473	+ 48 353	1.2	1.6	+ 0.4
Taxes on goods and services	1 048 861	1 297 895	+ 249 034	14.0	15.0	+ 1.0
<i>of which</i>						
Value added taxes / Goods and services tax	522 690	658 997	+ 136 307	7.0	7.6	+ 0.6
Taxes on specific goods and services	121 654	153 601	+ 31 947	1.6	1.8	+ 0.2
<i>of which</i>						
Excises	68 467	83 980	+ 15 513	0.9	1.0	+ 0.1
Customs and import duties	45 671	61 876	+ 16 205	0.6	0.7	+ 0.1
Other taxes ²	40 390	75 197	+ 34 808	0.5	0.9	+ 0.4
TOTAL	2 317 310	2 903 373	+ 586 063	31.0	33.5	+ 2.4

1. The revenue from taxes on income, profits and gains may not add up to the sum of revenue from personal income tax and corporate income tax due to revenue that could not be allocated to these categories.

2. In this country note, "other taxes" is calculated as total tax minus taxes on income, profits and capital gains, social security contributions, taxes on property and taxes on goods and services. It includes taxes on payroll and workforce, and other taxes (as defined in the OECD Interpretative Guide).

Tax revenue includes net receipts for all levels of government; figures in the chart and table may not sum to the total due to rounding.



For further information, please see oe.cd/RevStatsLatam