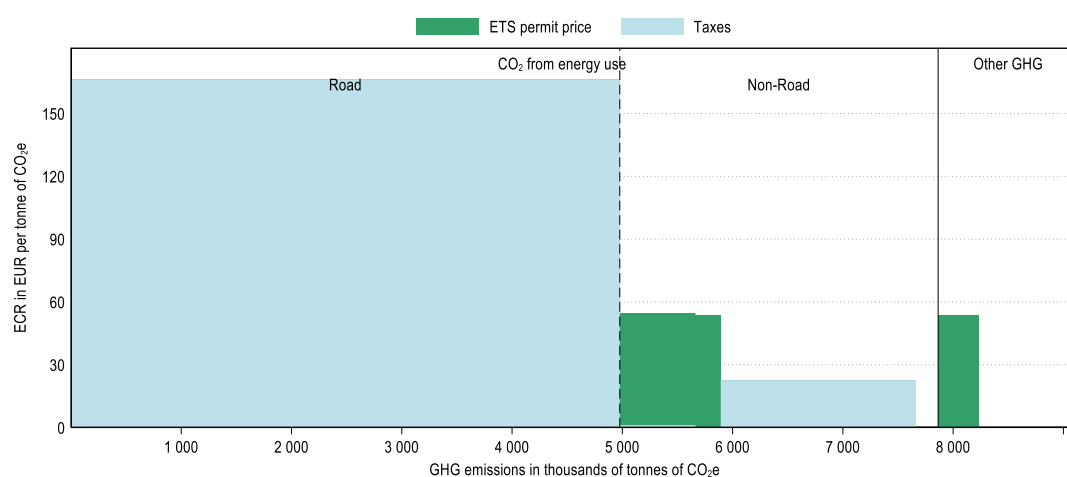


Luxembourg

Luxembourg's greenhouse gas (GHG) emissions mainly consist in CO₂ emissions from energy use (86%). In 2021, these emissions are priced through fuel excise taxes, carbon taxes and the European Union Emissions Trading System (EU ETS). Luxembourg priced about 97% of its carbon emissions from energy use and almost 64% were priced at an ECR above EUR 60 per tonne of CO₂ (see Figure 3). Emissions priced at this level mainly originated from the road transport sector. The majority of unpriced emissions from energy use were from the industry and agriculture and fisheries sectors (Figure 2). The EU ETS covered about 29% of other GHG emissions¹, which made up about 14% of national emissions (see Figure 1).

Figure 1. Average effective carbon rates in Luxembourg in 2021

CO₂ emissions from energy use and other GHG emissions



¹ CH₄, N₂O, F-gases and process CO₂ emissions.

Figure 2. Average effective carbon rates in Luxembourg by sector and component in 2021

Restricting to CO₂ emissions from energy use

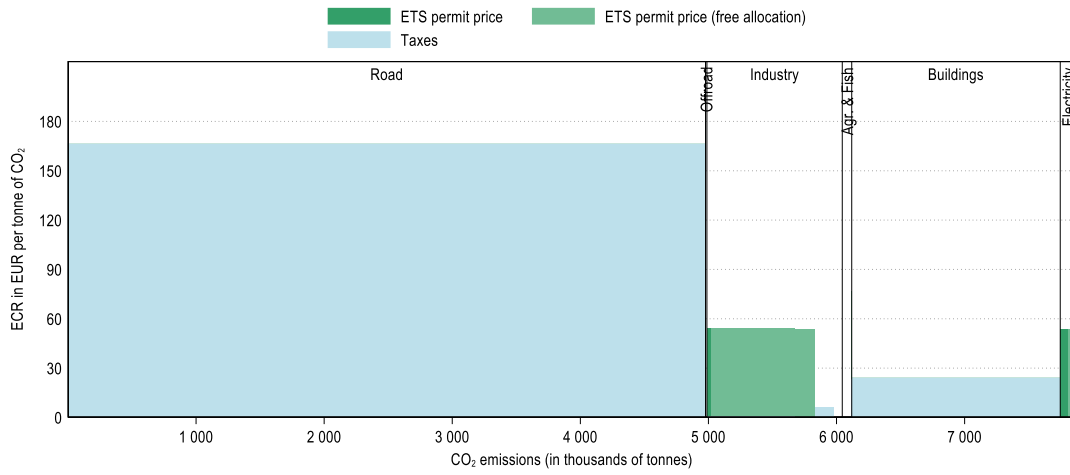
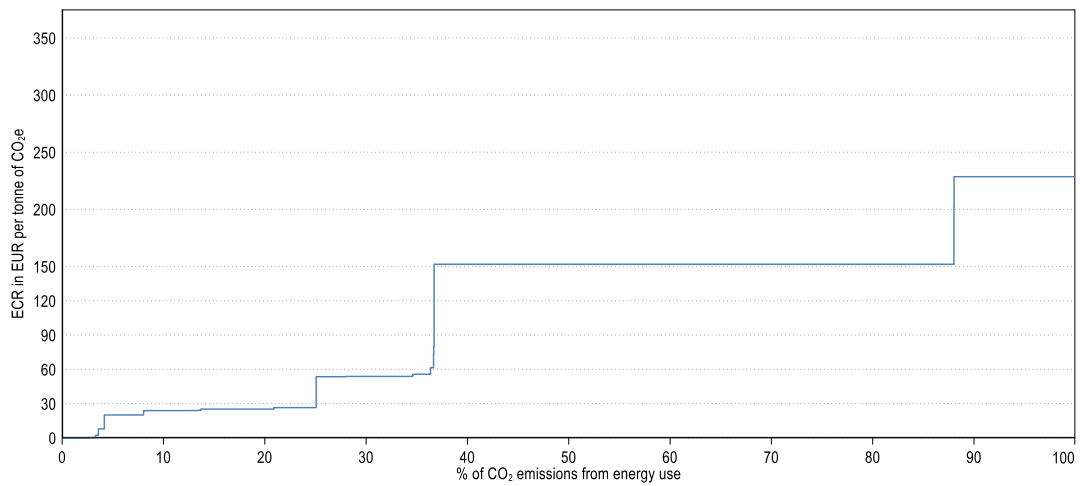


Figure 3. Distribution of ECRs on CO₂ emissions from energy use in Luxembourg in 2021

Restricting to CO₂ emissions from energy use



For additional information to interpret the graphs, see: <https://oe.cd/ECR2023-graph-info>

Main insights from *Effective Carbon Rates 2023*: <https://oe.cd/ECR2023-brochure>