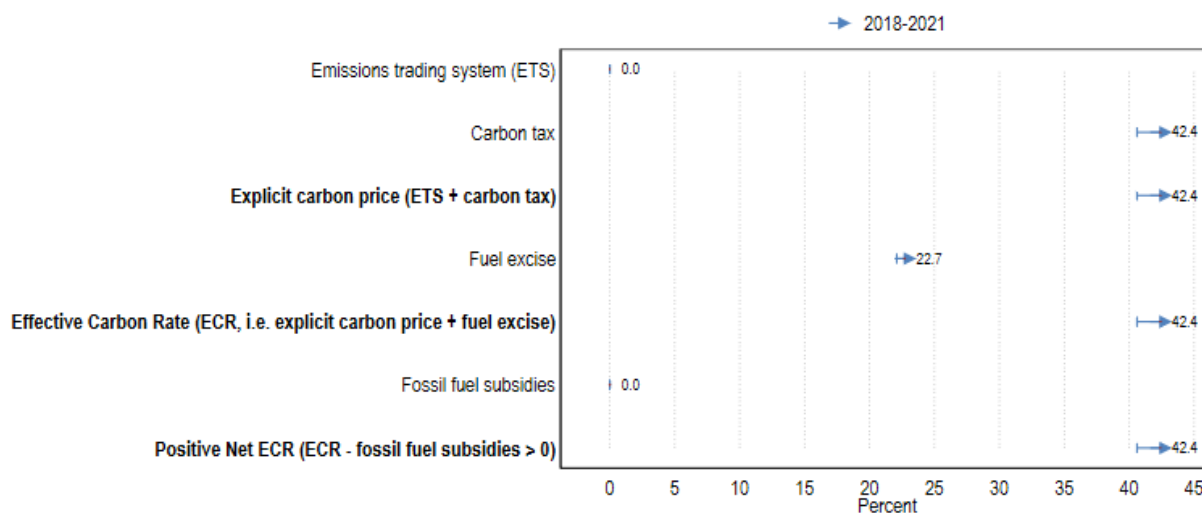


Carbon pricing in Mexico

Share of greenhouse gas emissions subject to a positive price by instrument, 2018-2021

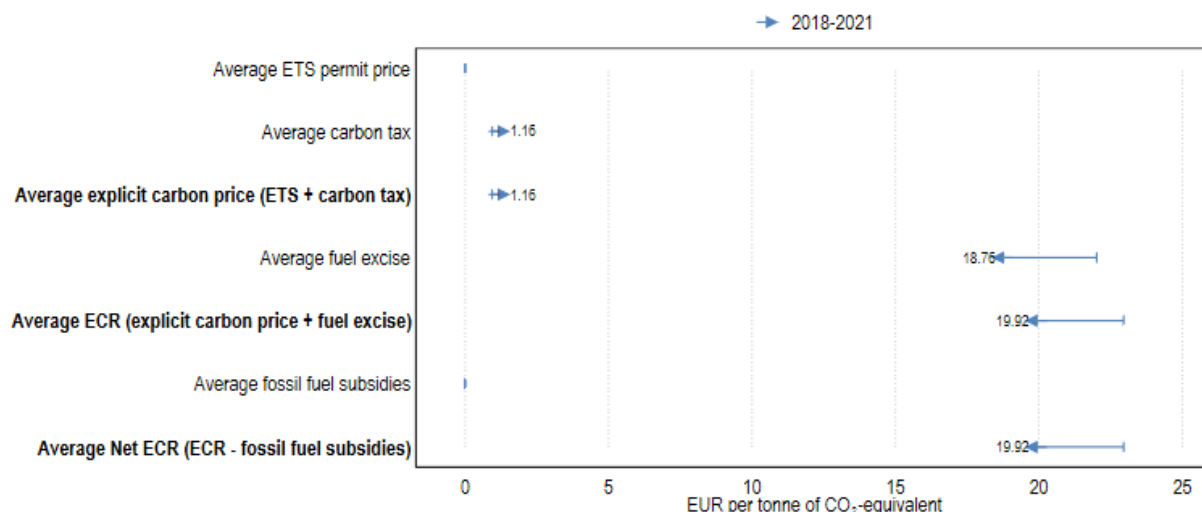
In 2021, explicit carbon prices in Mexico consist of carbon taxes, which cover 42.4% of greenhouse gas (GHG) emissions in CO₂e. In total, 42.4% of GHG emissions in Mexico are subject to a positive Net Effective Carbon Rate (ECR) in 2021, up from 40.6% in 2018. The share of emissions covered by an explicit carbon price has increased by 1.8 percentage points since 2018. Fuel excise taxes, an implicit form of carbon pricing, cover 22.7% of emissions in 2021, up from 22.1% in 2018.



Note: Percentages are rounded to the first decimal place.

Average effective carbon prices by instrument, real 2021 EUR, 2018-2021

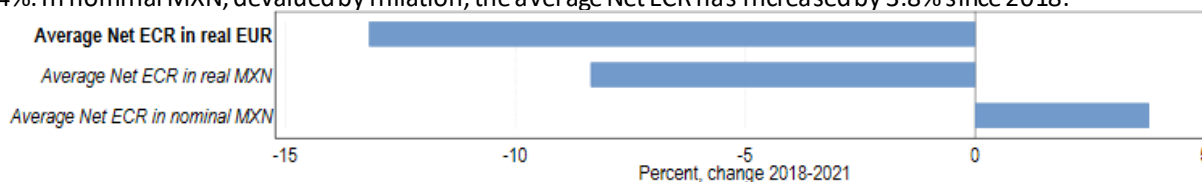
Explicit carbon prices have increased to an average of EUR 1.16 per tonne of CO₂e, up by EUR 0.22 (23.4%) since 2018. In 2021, fuel excise taxes amounted to EUR 18.76 on average, down by EUR 3.25 (14.8%) relative to 2018.



Note: Prices are rounded to the nearest eurocent.

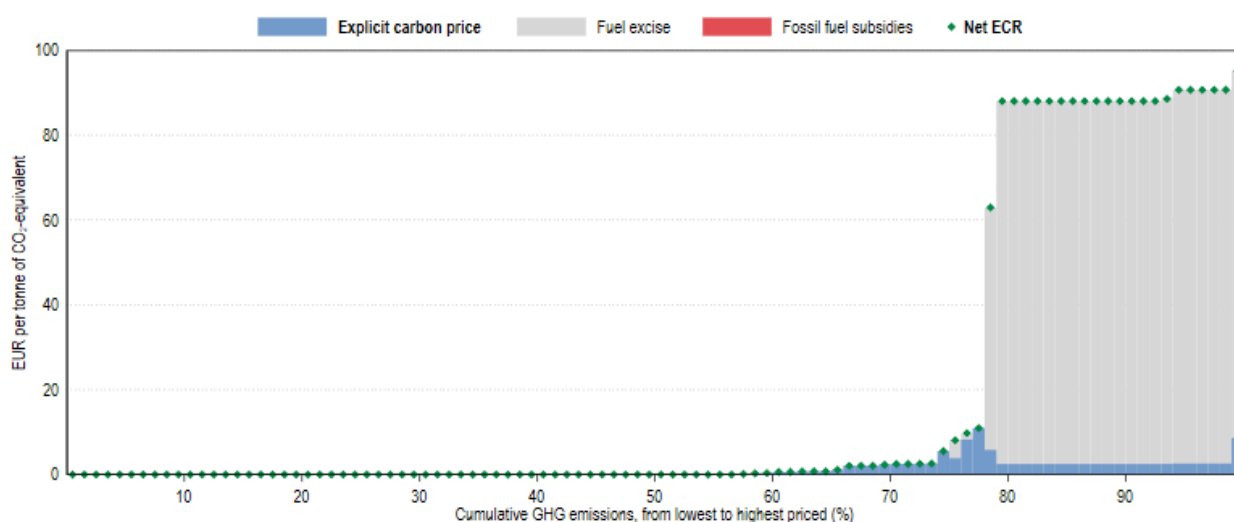
Percentage change in the average Net ECR by reference price, 2018-2021

The change in carbon prices in Mexico was affected by exchange rate depreciation and inflation. The average Net ECR on GHG emissions has decreased by 13.2% since 2018 when measured in real 2021 euros. In real Mexican pesos (MXN), which has depreciated relative to the euro between 2018 and 2021, the average Net ECR has decreased by 8.4%. In nominal MXN, devalued by inflation, the average Net ECR has increased by 3.8% since 2018.



Distribution of effective carbon prices across GHG emissions, 2021

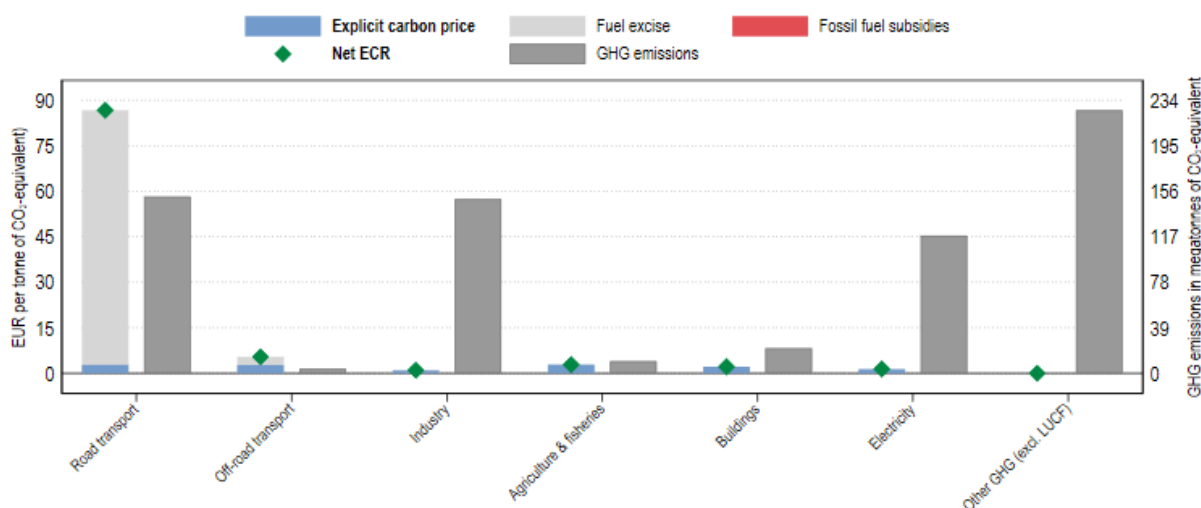
Less than 21.7% of GHG emissions have a Net ECR above EUR 60 per tonne of CO₂e, a mid-range estimate of current carbon costs.



Note: Simplified for illustration (the average price for each percentile bracket is shown).

Average effective carbon prices (left axis) and GHG emissions (right axis) by sector, 2021

Net effective carbon rates are highest in the road transport sector, which accounts for 22.3% of the country's total GHG emissions. The Net ECR is zero in the other GHG emissions sector. The other GHG emissions sector accounts for 33.2% of GHG emissions.



Want to know more?

- Access the report *Pricing Greenhouse Gas Emissions* (OECD 2022): <https://oe.cd/pricing-greenhouse-gas-emissions>.
- Which domestic policy instruments are included as carbon pricing instruments? View the background information: www.oecd.org/tax/tax-policy/carbon-pricing-background-notes.pdf
- Access the data shown in the country notes: <https://stats.oecd.org/Index.aspx?DataSetCode=ECRS>

 <https://oe.cd/tax-and-environment>

 ctp.contact@oecd.org

 [@OECDtax](https://twitter.com/OECDtax)

 [OECD Tax](https://www.linkedin.com/company/OECD-Tax)