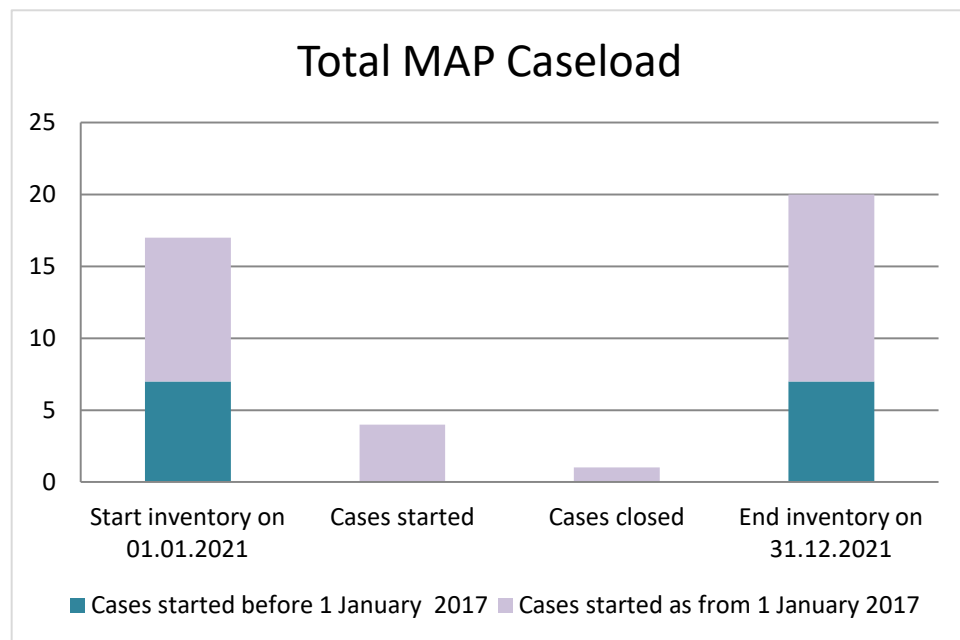


Thailand



Cases started before 1 January 2017	2021 Start inventory	Cases started	Cases closed	2021 End inventory
Transfer pricing cases	0	0	0	0
Other cases	7	0	0	7

Cases started as from 1 January 2017	2021 Start inventory	Cases started	Cases closed	2021 End inventory
Transfer pricing cases	0	0	0	0
Other cases	10	4	1	13

Average time needed to close MAP cases

Cases started before 1 January 2017	Average time
Transfer pricing cases	n.a.
Other cases	n.a.

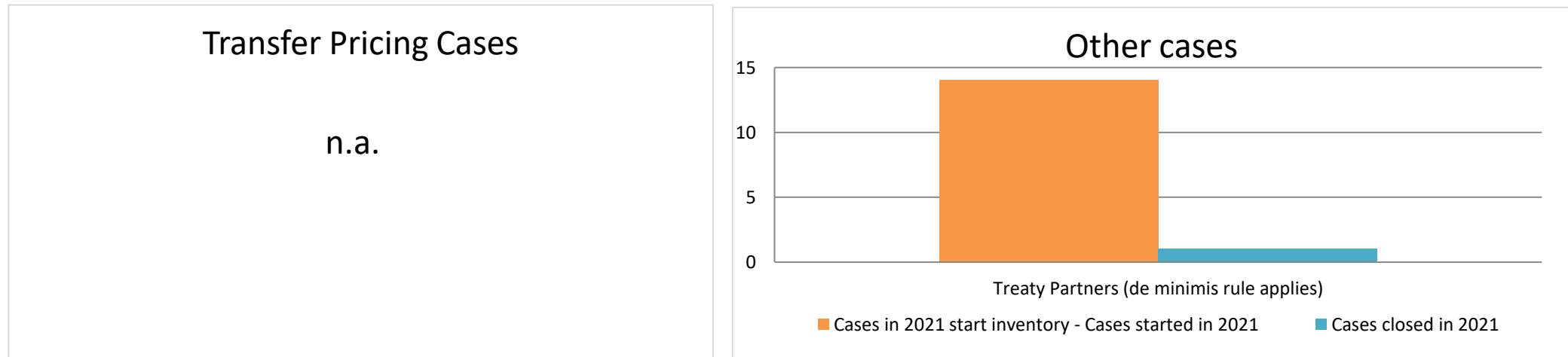
Note: the average time taken to close MAP cases that started before 1 January 2016 was computed by applying the following rules:
 (i) start date: the date when the MAP request was received; and
 (ii) end date: either the date of the closing letter sent to the taxpayer or the date of final closure of the case if no agreement was reached.

Cases started as from 1 January 2017	Start to End	Receipt to Start	Start to Milestone 1	Milestone 1 to End
Transfer pricing cases	n.a.	n.a.	n.a.	n.a.
Other cases	1.80	1.15	n.a.	n.a.

Note: the average times to close MAP cases that started as from 1 January 2017 were computed according to the MAP statistics reporting framework available at <http://www.oecd.org/tax/dispute/mutual-agreement-procedure-statistics-reporting-framework.pdf>

Overview of MAP partners (only for cases started as from 1 January 2017)

Note: the MAP cases started before 1 January 2017 and closed in 2021 are not shown in these graphs




The label "Treaty Partners (de minimis rule applies)" applies to treaty partners with which the number of cases in start inventory plus the number of cases started is less than 5. The relevant MAP statistics are aggregated under this category.

MAP Outcomes - TP cases

n.a.

- denied MAP access
- objection is not justified
- withdrawn by taxpayer
- unilateral relief granted
- resolved via domestic remedy
- agreement fully eliminating double taxation eliminated / fully resolving taxation not in accordance with tax treaty
- agreement partially eliminating double taxation / partially resolving taxation not in accordance with tax treaty
- agreement that there is no taxation not in accordance with tax treaty
- no agreement including agreement to disagree
- any other outcome

MAP Outcomes - other cases



100%

Cases closed by outcome	denied MAP access	objection is not justified	withdrawn by taxpayer	unilateral relief granted	resolved via domestic remedy	agreement fully eliminating double taxation eliminated / fully resolving taxation not in accordance with tax treaty	agreement partially eliminating double taxation / partially resolving taxation not in accordance with tax treaty	agreement that there is no taxation not in accordance with tax treaty	no agreement including agreement to disagree	any other outcome	Total
Transfer pricing cases (all)	0	0	0	0	0	0	0	0	0	0	0
Cases started before 1 January 2017	0	0	0	0	0	0	0	0	0	0	0
Cases started as from 1 January 2017	0	0	0	0	0	0	0	0	0	0	0
Other cases (all)	0	0	0	0	0	1	0	0	0	0	1
Cases started before 1 January 2017	0	0	0	0	0	0	0	0	0	0	0
Cases started as from 1 January 2017	0	0	0	0	0	1	0	0	0	0	1
All cases	0	0	0	0	0	1	0	0	0	0	1

category of cases	no. of pre-2017 cases in MAP inventory on 1 January 2021	number of pre-2017 cases closed during the reporting period by outcome:										no. of pre-2017 cases remaining in on MAP inventory on 31 December 2021	average time taken (in months) for closing pre-2017 cases during the reporting period
		denied MAP access	objection is not justified	withdrawn by taxpayer	unilateral relief granted	resolved via domestic remedy	agreement fully eliminating double taxation / fully resolving taxation not in accordance with tax treaty	agreement partially eliminating double taxation / partially resolving taxation not in accordance with tax treaty	agreement that there is no taxation not in accordance with tax treaty	no agreement including agreement to disagree	any other outcome		
Column 1	Column 2	Column 3	Column 4	Column 5	Column 6	Column 7	Column 8	Column 9	Column 10	Column 11	Column 12	Column 13	Column 14
Row 1 Attribution/ Allocation	0	0	0	0	0	0	0	0	0	0	0	0	n.a.
Row 2 Others	7	0	0	0	0	0	0	0	0	0	0	7	n.a.
Row 3 Total	7	0	0	0	0	0	0	0	0	0	0	7	n.a.

Notes:

Definition of a MAP case and counting of MAP cases The same as the MAP Statistics Reporting Framework

Category of cases The same as the MAP Statistics Reporting Framework

Potential mismatches between 2021 start inventory and 2020 end inventory We match statistics with our contracting state and we found the mismatch so we update our statistics.

Notes on the computation of average time The same as the MAP Statistics Reporting Framework

Table 1: Attribution / Allocation MAP Cases													
Treaty Partner	no. of post-2016 cases in MAP inventory on 1 January 2021	no. of post-2016 cases started during the reporting period	number of post-2016 cases closed during the reporting period by outcome:										no. of post-2016 cases remaining in MAP inventory on 31 December 2021
			denied MAP access	objection is not justified	withdrawn by taxpayer	unilateral relief granted	resolved via domestic remedy	agreement fully eliminating double taxation eliminated / fully resolving taxation not in accordance with tax treaty	agreement partially eliminating double taxation / partially resolving taxation not in accordance with tax treaty	agreement that there is no taxation not in accordance with tax treaty	no agreement including agreement to disagree	any other outcome	
Column 1	Column 2	Column 3	Column 4	Column 5	Column 6	Column 7	Column 8	Column 9	Column 10	Column 11	Column 12	Column 13	Column 14
Treaty Partners (de minimis rule applies)	0	0	0	0	0	0	0	0	0	0	0	0	0
Total	0	0	0	0	0	0	0	0	0	0	0	0	0
Notes:													

Table 2: Other MAP Cases													
Treaty Partner	no. of post-2016 cases in MAP inventory on 1 January 2021	no. of post-2016 cases started during the reporting period	number of post-2016 cases closed during the reporting period by outcome										no. of post-2016 cases remaining in MAP inventory on 31 December 2021
			denied MAP access	objection is not justified	withdrawn by taxpayer	unilateral relief granted	resolved via domestic remedy	agreement fully eliminating double taxation / fully resolving taxation not in accordance with tax treaty	agreement partially eliminating double taxation / partially resolving taxation not in accordance with tax treaty	agreement that there is no taxation not in accordance with tax treaty	no agreement including agreement to disagree	any other outcome	
Column 1	Column 2	Column 3	Column 4	Column 5	Column 6	Column 7	Column 8	Column 9	Column 10	Column 11	Column 12	Column 13	Column 14
Treaty Partners (de minimis rule applies)	10	4	0	0	0	0	0	1	0	0	0	0	13
Total	10	4	0	0	0	0	0	1	0	0	0	0	13
Notes:													

Table 1: Attribution / Allocation MAP Cases				
Treaty Partner	average time taken (in months) for post-2016 cases from:			
	"Start" to "End"	Receipt of taxpayer's MAP request to "Start"	"Start" to Milestone 1	Milestone 1 to "End"
Column 1	Column 2	Column 3	Column 4	Column 5
Row 1 Total	n.a.	n.a.	n.a.	n.a.
Notes:				

Table 2: Other MAP Cases				
Treaty Partner	average time taken (in months) for post-2016 cases from:			
	"Start" to "End"	Receipt of taxpayer's MAP request to "Start"	"Start" to Milestone 1	Milestone 1 to "End"
Column 1	Column 2	Column 3	Column 4	Column 5
Treaty Partners (de minimis rule applies)	1.80	1.15	n.a.	n.a.
Total	1.80	1.15	n.a.	n.a.
Notes:				

Table 3: All MAP Cases					
average time taken (in months) for post-2016 cases from:					
	"Start" to "End"	Receipt of taxpayer's MAP request to "Start"	"Start" to Milestone 1	Milestone 1 to "End"	
	Column 1	Column 2	Column 3	Column 4	
Row 1	Total Average Time	1.80	1.15	n.a.	n.a.
Notes:					