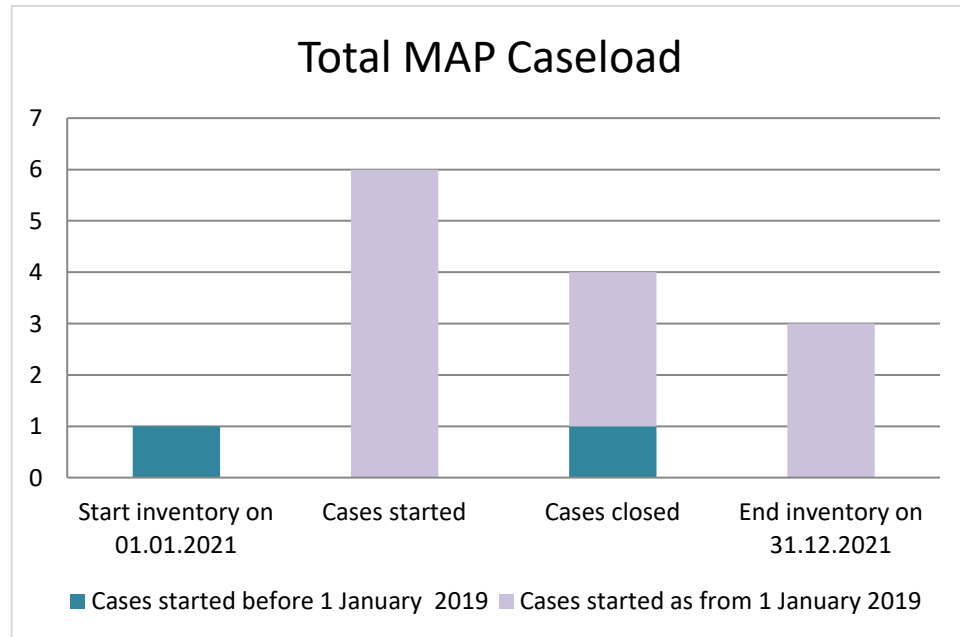


Faroe Islands



Cases started before 1 January 2019	2021 Start inventory	Cases started	Cases closed	2021 End inventory
Transfer pricing cases	0	0	0	0
Other cases	1	0	1	0

Cases started as from 1 January 2019	2021 Start inventory	Cases started	Cases closed	2021 End inventory
Transfer pricing cases	0	0	0	0
Other cases	0	6	3	3

Average time needed to close MAP cases

Cases started before 1 January 2019	Average time
Transfer pricing cases	n.a.
Other cases	39.85

Note: the average time taken to close MAP cases that started before 1 January 2016 was computed by applying the following rules:

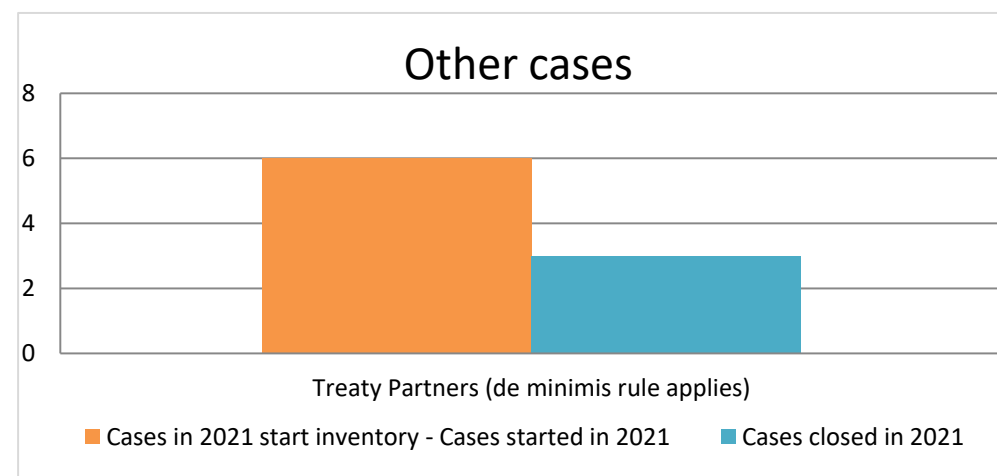
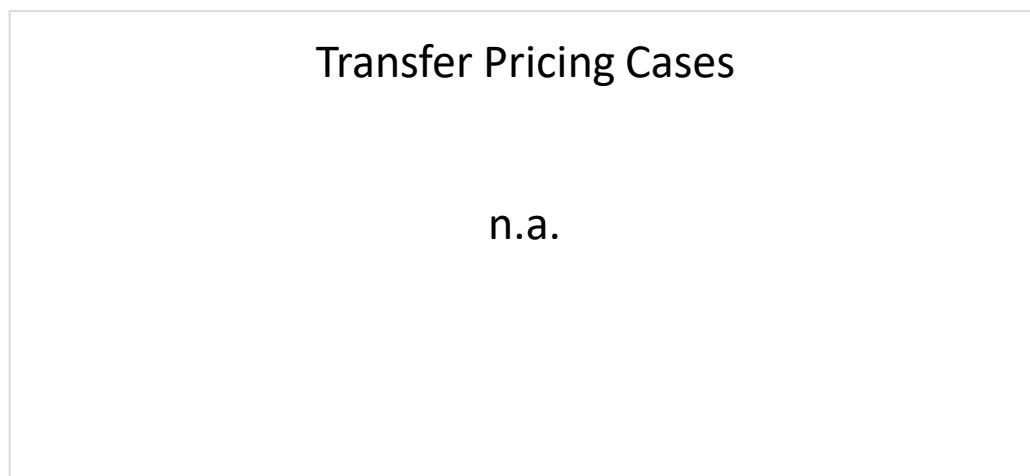
- (i) start date: the date when the MAP request was received; and
- (ii) end date: either the date of the closing letter sent to the taxpayer or the date of final closure of the case if no agreement was reached.

Cases started as from 1 January 2019	Start to End	Receipt to Start	Start to Milestone 1	Milestone 1 to End
Transfer pricing cases	n.a.	n.a.	n.a.	n.a.
Other cases	5.17	1.62	2.12	3.06

Note: the average times to close MAP cases that started as from 1 January 2019 were computed according to the MAP statistics reporting framework available at <http://www.oecd.org/tax/dispute/mutual-agreement-procedure-statistics-reporting-framework.pdf>

Overview of MAP partners (only for cases started as from 1 January 2019)

Note: the MAP cases started before 1 January 2019 and closed in 2021 are not shown in these graphs



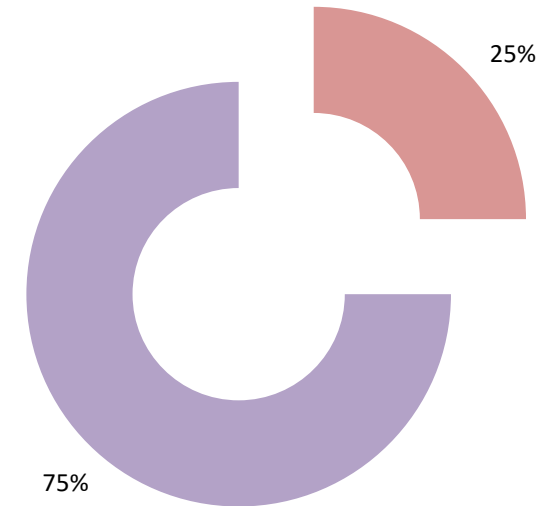
The label "Treaty Partners (de minimis rule applies)" applies to treaty partners with which the number of cases in start inventory plus the number of cases started is less than 5. The relevant MAP statistics are aggregated under this category.

MAP Outcomes - TP cases

n.a.

- denied MAP access
- objection is not justified
- withdrawn by taxpayer
- unilateral relief granted
- resolved via domestic remedy
- agreement fully eliminating double taxation eliminated / fully resolving taxation not in accordance with tax treaty
- agreement partially eliminating double taxation / partially resolving taxation not in accordance with tax treaty
- agreement that there is no taxation not in accordance with tax treaty
- no agreement including agreement to disagree

MAP Outcomes - other cases



Cases closed by outcome	denied MAP access	objection is not justified	withdrawn by taxpayer	unilateral relief granted	resolved via domestic remedy	agreement fully eliminating double taxation eliminated / fully resolving taxation not in accordance with tax treaty	agreement partially eliminating double taxation / partially resolving taxation not in accordance with tax treaty	agreement that there is no taxation not in accordance with tax treaty	no agreement including agreement to disagree	any other outcome	Total
Transfer pricing cases (all)	0	0	0	0	0	0	0	0	0	0	0
Cases started before 1 January 2019	0	0	0	0	0	0	0	0	0	0	0
Cases started as from 1 January 2019	0	0	0	0	0	0	0	0	0	0	0
Other cases (all)	0	1	0	0	0	3	0	0	0	0	4
Cases started before 1 January 2019	0	1	0	0	0	0	0	0	0	0	1
Cases started as from 1 January 2019	0	0	0	0	0	3	0	0	0	0	3
All cases	0	1	0	0	0	3	0	0	0	0	4

Annex A

MAP Statistics Reporting for the 2021 Reporting Period (1 January 2021 to 31 December 2021)

category of cases	no. of pre-2019 cases in MAP inventory on 1 January 2021	number of pre-2019 cases closed during the reporting period by outcome:										no. of pre-2019 cases remaining in on MAP inventory on 31 December 2021	average time taken (in months) for closing pre-2019 cases during the reporting period
		denied MAP access	objection is not justified	withdrawn by taxpayer	unilateral relief granted	resolved via domestic remedy	agreement fully eliminating double taxation / fully resolving taxation not in accordance with tax treaty	agreement partially eliminating double taxation / partially resolving taxation not in accordance with tax treaty	agreement that there is no taxation not in accordance with tax treaty	no agreement including agreement to disagree	any other outcome		
Column 1	Column 2	Column 3	Column 4	Column 5	Column 6	Column 7	Column 8	Column 9	Column 10	Column 11	Column 12	Column 13	Column 14
Row 1 Attribution/ Allocation	0	0	0	0	0	0	0	0	0	0	0	0	n.a.
Row 2 Others	1	0	1	0	0	0	0	0	0	0	0	0	39.85
Row 3 Total	1	0	1	0	0	0	0	0	0	0	0	0	39.85

Notes:

Definition of a MAP case and counting of MAP cases

Faroe Islands count any request for relief of double taxation by reference to article (25 of the OECD Model Tax Convention) as a MAP case. The counting of MAP cases for Annex A was made as follows: Attribution/allocation cases: Article 7 and Article 9 MAP cases. Other cases: All other articles of the tax conventions.

Category of cases

An attribution/allocation MAP case is a MAP case where the taxpayer's MAP request relates to (i) the attribution of profits to a permanent establishment (see e.g. Article 7 of the OECD Model Tax Convention); or (ii) the determination of profits between associated enterprises (see e.g. Article 9 of the OECD Model Tax Convention), which is also known as a transfer pricing MAP case. Any MAP case that is not an attribution / allocation MAP case is reported as "Other cases"

Notes on the computation of average time

The "start" date is: 1 week from the date of notification by the competent authority that receives the MAP request from the taxpayer or 5 weeks from the receipt of the taxpayer's MAP request, whichever is the earlier date. The "end" date is: (i) the date of an official communication from the competent authority to inform the taxpayer of the outcome of its MAP request; or (ii) the date the competent authority receives a notification from the taxpayer on the withdrawal of its MAP request. The average time taken from "start" to "end" of MAP case is calculated by first aggregating the number of months from the "start" date to the "end" date for each case where the "end" date for the case falls within the reporting period. The number of months taken for each case is computed as the number of days taken from the "start" date to the "end" date divided by 365 and multiply by 12. Then the aggregated number of months is divided by the total number of cases.

Table 1: Attribution / Allocation MAP Cases													
Treaty Partner	no. of post-2018 cases in MAP inventory on 1 January 2021	no. of post-2018 cases started during the reporting period	number of post-2018 cases closed during the reporting period by outcome:										no. of post-2018 cases remaining in MAP inventory on 31 December 2021
			denied MAP access	objection is not justified	withdrawn by taxpayer	unilateral relief granted	resolved via domestic remedy	agreement fully eliminating double taxation eliminated / fully resolving taxation not in accordance with tax treaty	agreement partially eliminating double taxation / partially resolving taxation not in accordance with tax treaty	agreement that there is no taxation not in accordance with tax treaty	no agreement including agreement to disagree	any other outcome	
Column 1	Column 2	Column 3	Column 4	Column 5	Column 6	Column 7	Column 8	Column 9	Column 10	Column 11	Column 12	Column 13	Column 14
Row 1	Total	0	0	0	0	0	0	0	0	0	0	0	0
Notes:													

Table 2: Other MAP Cases													
Treaty Partner	no. of post-2018 cases in MAP inventory on 1 January 2021	no. of post-2018 cases started during the reporting period	number of post-2018 cases closed during the reporting period by outcome										no. of post-2018 cases remaining in MAP inventory on 31 December 2021
			denied MAP access	objection is not justified	withdrawn by taxpayer	unilateral relief granted	resolved via domestic remedy	agreement fully eliminating double taxation / fully resolving taxation not in accordance with tax treaty	agreement partially eliminating double taxation / partially resolving taxation not in accordance with tax treaty	agreement that there is no taxation not in accordance with tax treaty	no agreement including agreement to disagree	any other outcome	
Column 1	Column 2	Column 3	Column 4	Column 5	Column 6	Column 7	Column 8	Column 9	Column 10	Column 11	Column 12	Column 13	Column 14
Treaty Partners (de minimis rule applies)	0	6	0	0	0	0	0	3	0	0	0	0	3
Total	0	6	0	0	0	0	0	3	0	0	0	0	3
Notes:													

Table 1: Attribution / Allocation MAP Cases				
Treaty Partner	average time taken (in months) for post-2018 cases from:			
	"Start" to "End"	Receipt of taxpayer's MAP request to "Start"	"Start" to Milestone 1	Milestone 1 to "End"
Column 1	Column 2	Column 3	Column 4	Column 5
Row 1 Total	n.a.	n.a.	n.a.	n.a.
Notes:				

Table 2: Other MAP Cases				
Treaty Partner	average time taken (in months) for post-2018 cases from:			
	"Start" to "End"	Receipt of taxpayer's MAP request to "Start"	"Start" to Milestone 1	Milestone 1 to "End"
Column 1	Column 2	Column 3	Column 4	Column 5
Treaty Partners (de minimis rule applies)	5.17	1.62	2.12	3.06
Total	5.17	1.62	2.12	3.06
Notes:				

Table 3: All MAP Cases					
average time taken (in months) for post-2018 cases from:					
	"Start" to "End"	Receipt of taxpayer's MAP request to "Start"	"Start" to Milestone 1	Milestone 1 to "End"	
	Column 1	Column 2	Column 3	Column 4	
Row 1	Total Average Time	5.17	1.62	2.12	3.06
Notes:					