

Development co-operation for a sustainable ocean economy in 2020: A snapshot

Key findings

- In 2020, official development assistance (ODA) for the ocean economy increased by 25%, to a high of USD 3.7 billion.
- Of this amount, 81% (USD 3.0 billion) targeted sustainability.
- ODA for the sustainable ocean economy only represents 1.2% of total ODA.
- Most of it went to three areas: ocean conservation (USD 464 million), sustainable and traceable fisheries (USD 301 million), and greening ports and maritime infrastructure (USD 242 million).

Developing countries disproportionately rely on traditional ocean-based sectors, such as fisheries and tourism, for foreign exchange, income and jobs. As new ocean-based activities take centre stage – e.g. offshore wind energy, aquaculture, marine biotechnologies – that dependence is set to grow. How these sectors develop will either help them achieve more sustainable development, or exacerbate the current trends of pollution, acidification, loss of oxygen, species decline, and the impacts of climate change. ODA is one essential way for those countries to access the finance, policy evidence, innovations and science to realise sustainable ocean economies.

Estimates below were developed as part of the *Sustainable Ocean for All Initiative*, based on the OECD Creditor Reporting System database. Unless otherwise specified, data covers gross 2020 ODA commitments. Detailed methodology and full data set available at <https://oecd-main.shinyapps.io/ocean/>.

Join the discussion: @OECDdev

This paper is published under the responsibility of the Secretary-General of the OECD. The opinions expressed and the arguments employed herein do not necessarily reflect the official views of OECD member countries. This document, as well as any data and any map include herein, are without prejudice to the status of or sovereignty over any territory, to the delimitation of international frontiers and boundaries and to the name of any territory, city or area.

Please cite as: OECD (2022) "Development co-operation for a sustainable ocean economy in 2020: A snapshot", OECD, Paris.

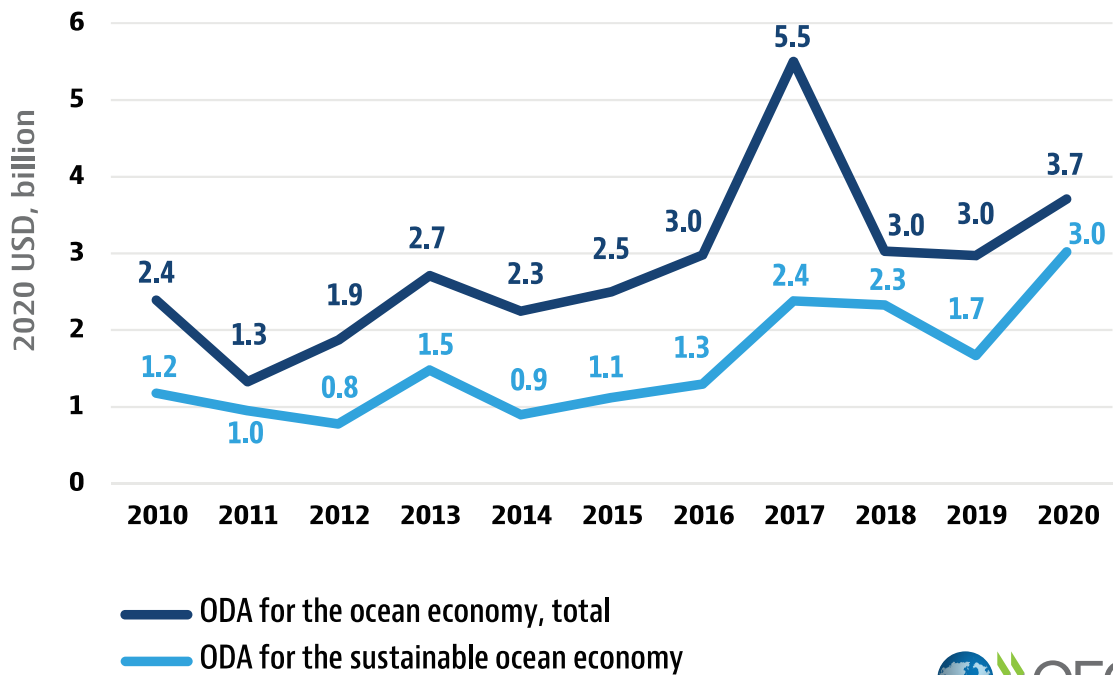
Comments, questions and other inquiries may be sent to Piera.Tortora@oecd.org and Jens.Sedemund@oecd.org.

This document is also available in the OECD document database under document code DCD(2022)23.

Trends in ODA to the sustainable ocean economy

ODA to ocean economies **increased** in 2020

In constant 2020 USD billion

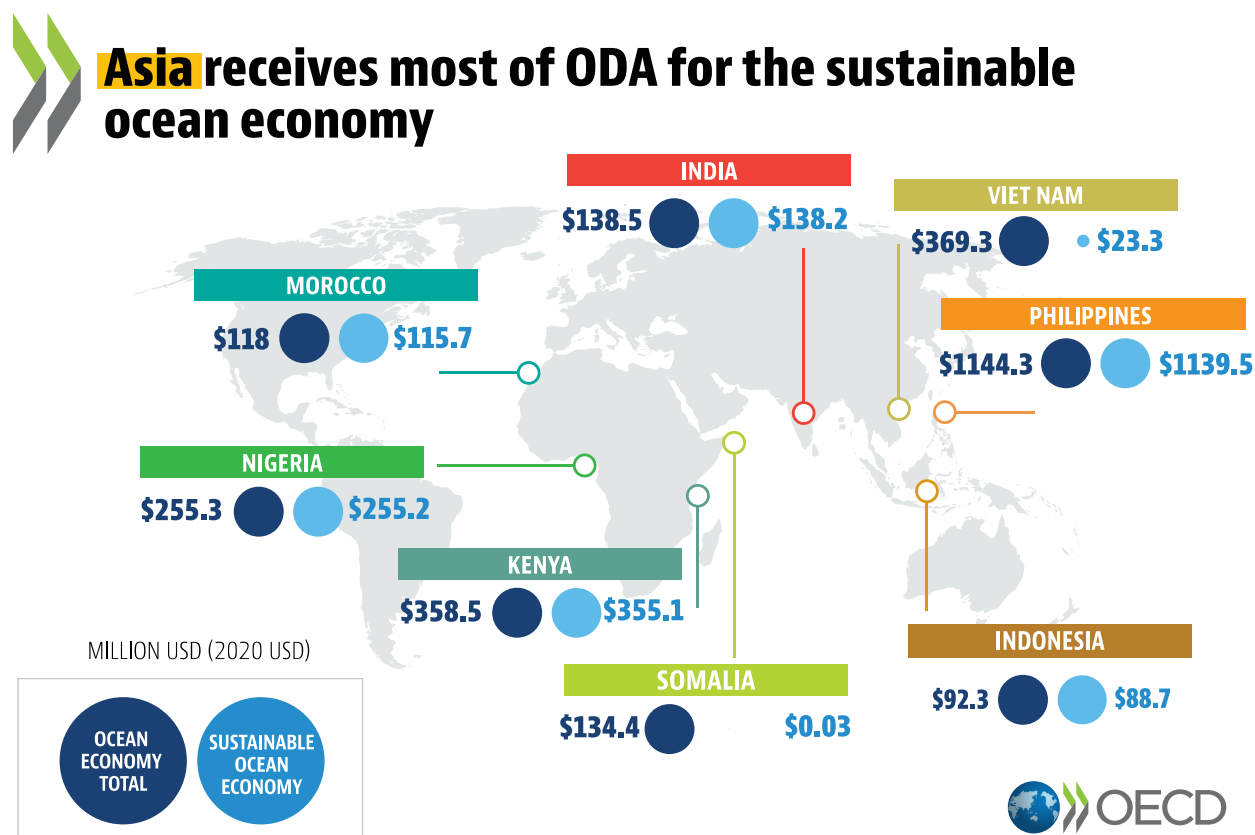


Source: Sustainable Ocean for All Initiative database on ocean-relevant development finance, based on OECD Creditor Reporting System. Full dataset available here: <https://oecd-main.shinyapps.io/ocean/>

After a steep decline in 2018-19, **ODA for the ocean economy** increased to a high of USD 3.7 billion in 2020 (+25%). The share that contributed to enhancing the *sustainability* of ocean-based sectors and conservation (i.e. **ODA for the sustainable ocean economy**) increased to USD 3 billion (+77%), focusing on (i) conserving and restoring the ocean, (ii) sustainable and traceable fisheries, and (iii) greening ports and maritime infrastructure.. In 2020, therefore, 81% of ODA for the ocean economy targeted sustainability, up from 56% in 2019. This represented only 1.2% of total ODA commitments in 2020, with an additional 0.3% targeting other ocean-based industries without a focus on sustainability.

Two large concessional loans for coastal infrastructure in the Philippines and Kenya make up substantial part of that increase. Without them, ocean economy ODA amounted to USD 2.3 billion in 2020 (-22% compared to 2019) and sustainable ocean economy ODA amounted to USD 1.7 billion in 2020, (-2%).

Who received ODA for the sustainable ocean economy?

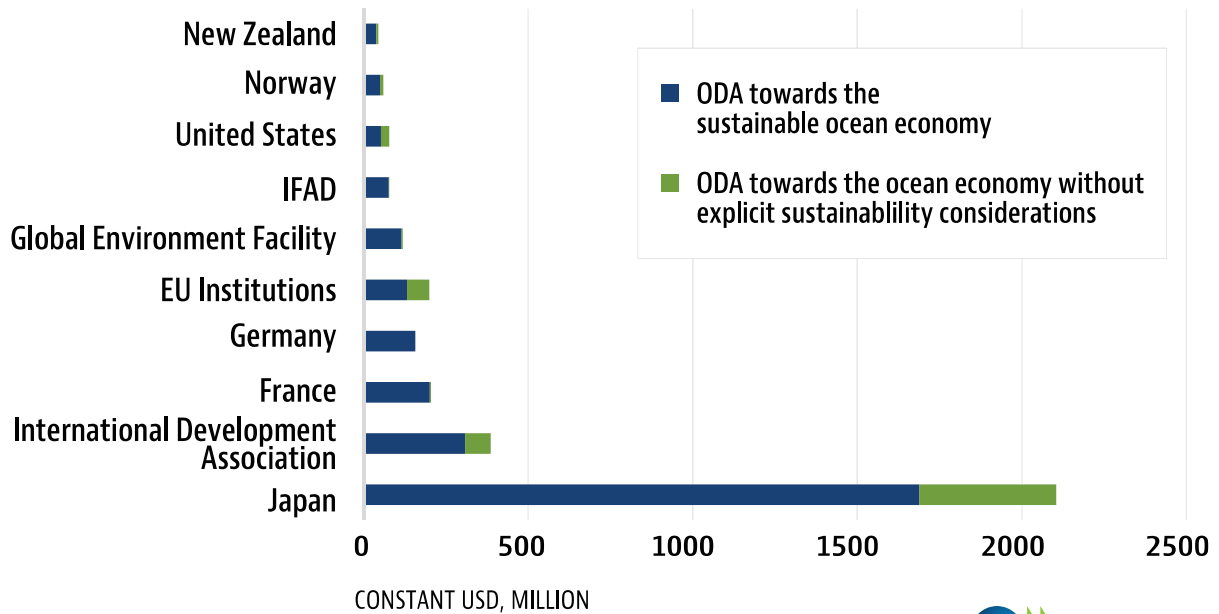


Source: Sustainable Ocean for All Initiative database on ocean-relevant development finance, based on OECD Creditor Reporting System. Full dataset available here: <https://oecd-main.shinyapps.io/ocean/>

Asia was the main recipient region of ODA for the sustainable ocean economy in 2020, receiving 50.8% of region-allocable commitments, followed by Africa (33.4%). The largest recipients were: the Philippines (USD 1.1 billion), Kenya (USD 355 million), Nigeria (USD 255 million), India (138 million) and Morocco (USD 115 million). **Small island developing states** received 4.7% of ODA for the sustainable ocean economy in 2020 (equivalent to USD 143.2 million), a substantial decrease from 20.5% in 2019 (or USD 342.2 million).

Who funded ODA for the sustainable ocean economy?

Japan, IDA, France, Germany and EU institutions were the largest providers of ODA for the ocean economy in 2020



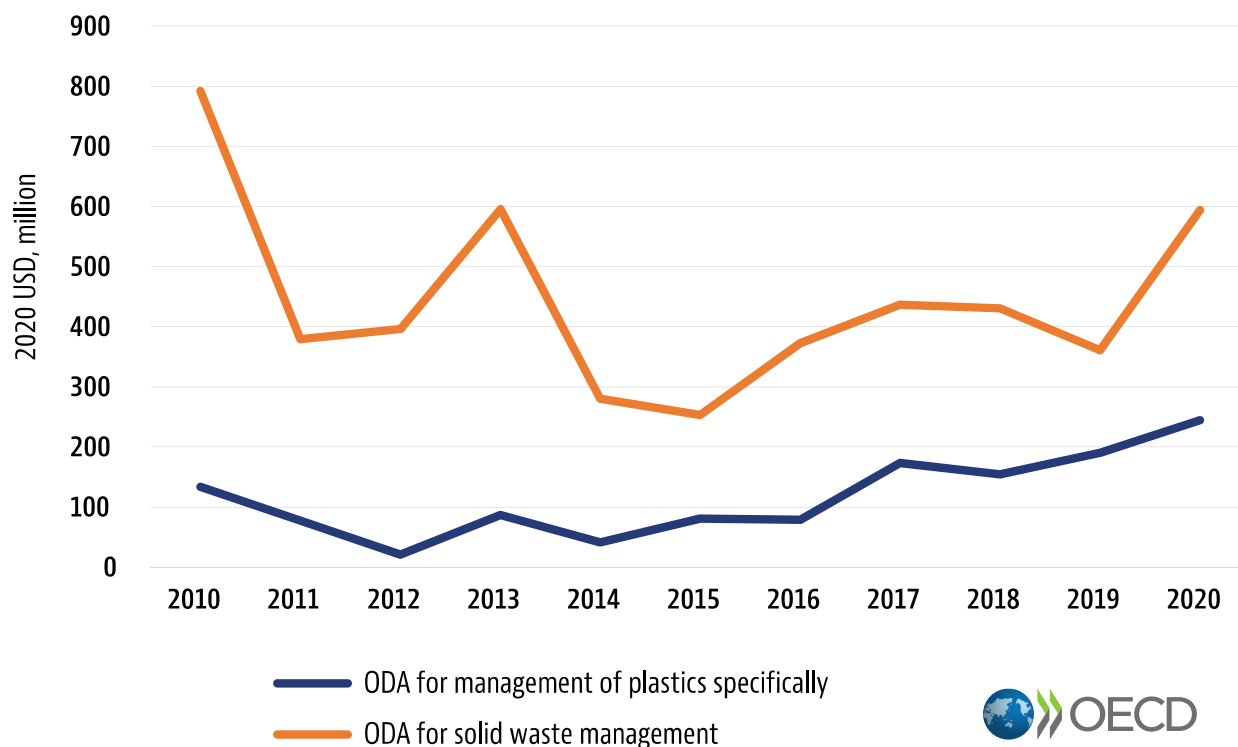
Source: Sustainable Ocean for All Initiative database on ocean-relevant development finance, based on OECD Creditor Reporting System. Full dataset available here: <https://oecd-main.shinyapps.io/ocean/>

In 2020, the largest providers of both ODA for the sustainable ocean economy and ODA for the ocean economy were Japan (USD 1.7 billion), the International Development Association (USD 307 million), France (USD 200 million), Germany (USD 157 million), and EU institutions (USD 132 million).

Providers prioritising the sustainable ocean economy the most in 2020 were: the Adaption Fund (28% of allocable aid), IFAD (13.37%), the Global Environment Facility (9.3%), Japan (7.6%) and New Zealand (6.2%).



ODA increasingly targets the reduction of **plastic pollution**



Source: Authors based on OECD Creditor Reporting System. Full dataset available here: <https://oecd-main.shinyapps.io/ocean/>.

ODA for curbing land-based pollution amounted to USD 3 billion in 2020, a significant increase from USD 1.37 billion in 2019, and well over the annual average of USD 1.4 billion over 2010-2019.

ODA targeting the reduction of plastic pollution has increased, with volumes growing by 58% between 2018 and 2020, from USD 154.5 million in 2018 to USD 244.5 million in 2020.

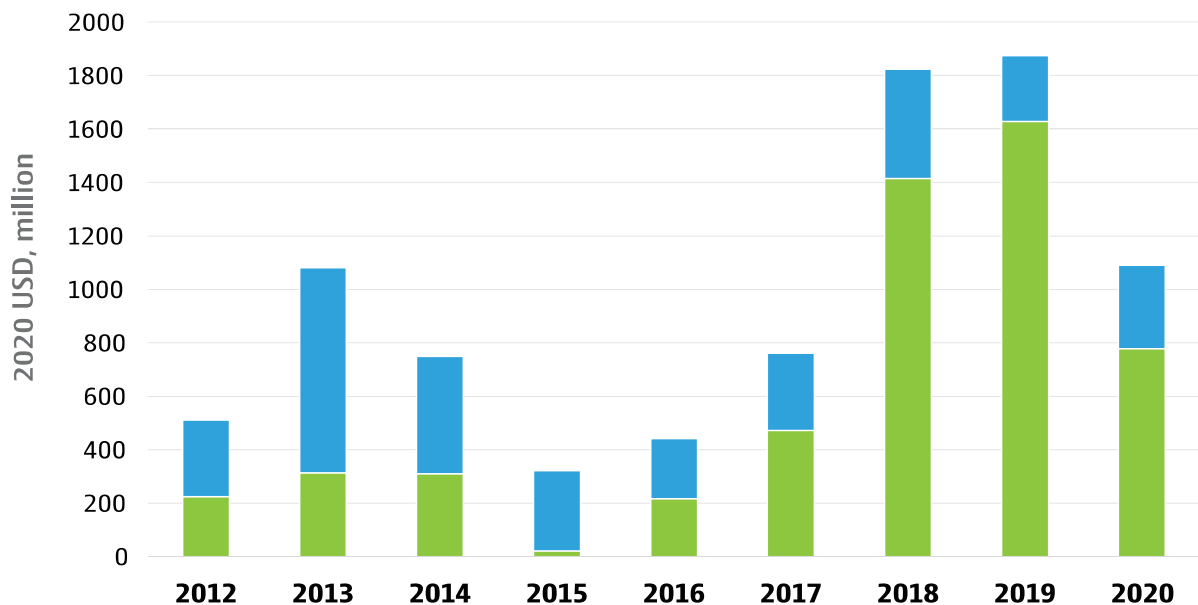
ODA targeting solid waste management has increased to 593 million USD (1.2% of total ODA) in 2020 and, with the exception of a fall in 2019, is has been on an increasing trend since 2015.

Philanthropic entities are demonstrating an increasing interest in ocean issues, recently investing in large marine conservation projects and stepping up support for nature-based solutions such as mangroves and seaweed as well as research towards biodiversity.

In 2020, **philanthropic contributions to SDG14 increased** to USD 221.2 million, up from USD 170.5 million in 2019. In 2020, the largest providers of philanthropic funding are the Bezos Earth Fund (USD 69.5 million), the MAVA Foundation (USD 45.8 million) and the Dutch Postcode Lottery (USD 20.7 million).



Official development assistance (ODA) is mobilising private finance for the ocean economy



- Amounts mobilised from the private sector for development of the ocean economy
- Amounts mobilised from the private sector for land-based ocean-related activities



Source: <https://oe.cd/mobilisation>

Providers of development cooperation are also helping align and mobilise private finance for the ocean economy, by de-risking investments and helping to create innovative financial products through capacity building and credit enhancement.

In 2020, private finance mobilised by ODA towards ocean related activities amounted to USD 1.1 billion, down from 1.8 billion USD in 2019. This includes USD 314 million in finance for the ocean economy (29% of private finance mobilised in support of the ocean) and USD 777 million in finance for land-based activities that affect the ocean (71% of private finance mobilised in support of the ocean).