
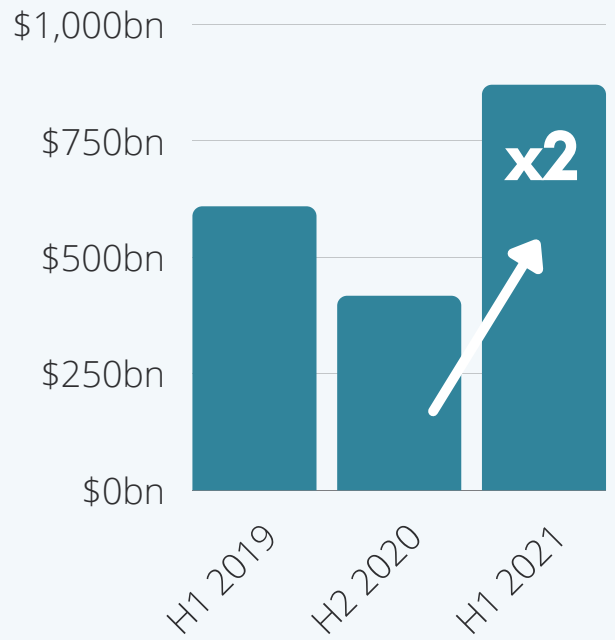


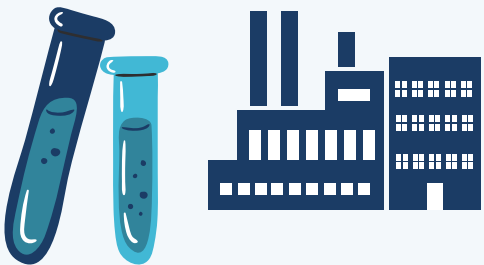
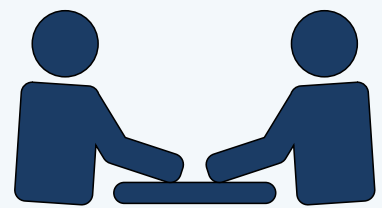
FDI IN FIGURES OCTOBER 2021

GLOBAL FDI FLOWS REBOUNDED IN H1 2021 TO REACH USD 870 BILLION, UP ON PRE-PANDEMIC LEVELS BY 43% AND MORE THAN DOUBLE H2 2020



CHINA REMAINED THE LEADING RECIPIENT, FOLLOWED CLOSELY BY THE UNITED STATES

CROSS-BORDER M&A DEALS ARE NOW GREATER THAN PRE-PANDEMIC IN ADVANCED ECONOMIES...



...WITH ACTIVITY DRIVEN BY A SMALL NUMBER OF HIGH VALUE DEALS



BUT NEW INTERNATIONAL INVESTMENT ACTIVITY IN EMERGING MARKETS AND DEVELOPING ECONOMIES CONTINUED TO DECLINE