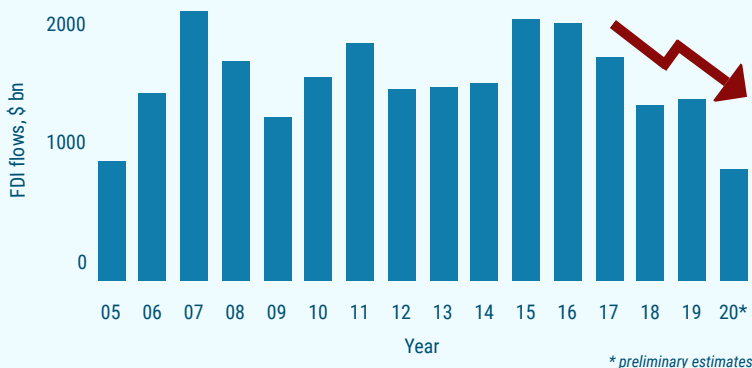


FDI in Figures

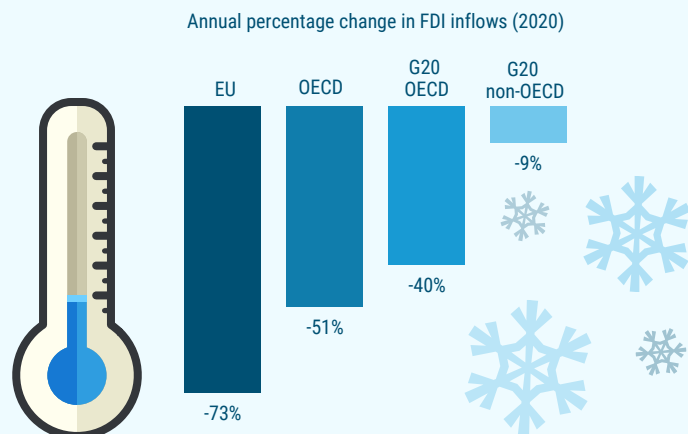
April 2021



COVID-19 fallout **sinks** global FDI flows by **38%** to \$846 bn

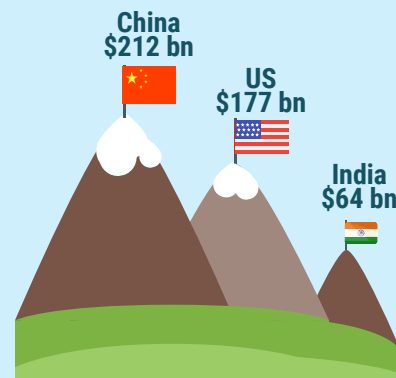


Most countries felt the **COVID chill**



Top **3** FDI destinations in 2020

China became the **largest recipient of FDI**, with **USA** in second place, and **India** in third



... but there are signs of recovery



Greenfield investment into advanced economies **picked up** in Q4 of 2020

+ 44% increase in the total value of projects relative to Q3 2020

The total value of greenfield projects *in emerging economies* shrank by 3% in Q4 2020



Cross-border M&A activity in advanced economies **rebounded** in Q4 of 2020

+ 94% increase in the total deal value relative to Q3 2020

The total value of cross-border M&A activity *in emerging economies* declined by 1% in Q4 2020