

Argentina



Maintaining high levels of properly targeted expenditure, while achieving fiscal consolidation, is a challenge in Argentina

In 2015, public spending in Argentina was the highest in the region, amounting to 44% of GDP. Between 2007 and 2014, government expenditures experienced the second-largest increase in the region. This rise can be attributed mainly to an increase in current expenditure. Fiscal pressures are increasing in Argentina, the budget deficit reached 7.4% of GDP in 2015 and the structural deficits projected for 2016 and 2017 are above 5%. Maintaining high levels of properly targeted public spending while achieving fiscal consolidation, important to retain investors' confidence, is a key challenge in Argentina.



Chapter 2: Public finance and economics

[2.1. General government fiscal balance as a percentage of GDP, 2007, 2009, 2014 and 2015](#)

[2.3. General government projected structural balance as a percentage of potential GDP, 2016, 2017 and 2018](#)

[2.4. General government gross debt as a percentage of GDP, 2007, 2009, 2014 and 2015](#)

[2.14. General government expenditures as a percentage of GDP, 2007, 2009, 2014 and 2015](#)

Public employment in Argentina is above the regional average

In 2014, public employment in Argentina was 18% of total employment, the third largest share in the region, where the average was 12%, and not far below the OECD average of 21.3%. Between 2009 and 2014, government employment as a percentage of total employment increased at a faster pace than the regional average. The increase in Argentina is partially driven by a rise in employment at subnational level in service occupations. However, in late 2015 the government issued decree 254/2015 to review the recruitment processes leading to this increase, the structure of public employment as well as to evaluate the employment needs of the public administration.



Chapter 3: Public employment

[3.1. Public sector employment as a percentage of total employment, 2009 and 2014](#)

Argentina supports e-procurement, but challenges remain in its use

Argentina – like the majority of LAC countries (19 out of 22) surveyed – has made progress in introducing ICT into its procurement system, by setting up an e-procurement portal where procurement opportunities are announced. However, in order to fully reap the benefits from e-procurement, Argentina's procuring entities must address challenges such as low ICT knowledge and skills and low innovative culture.



Chapter 9: Public procurement

[9.7. Functionalities provided in e-procurement systems, 2015](#)

[9.8. Main challenges to the use of e-procurement systems, 2015](#)

How to read the figures:



Argentina

Country value in **green**
(not represented if not available)

Range of LAC country
values in **grey**



Average of LAC country
values in **purple**



Average of OECD country
values in **blue**

Values have been rounded.
n.a. refers to
data not available

GOVERNMENT INPUTS: FINANCIAL AND HUMAN RESOURCES

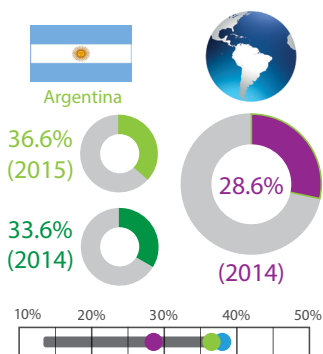
Public Finance & Economics

Public Employment & Compensation

Public Finance and Economics

Government revenues (2014, 2015)

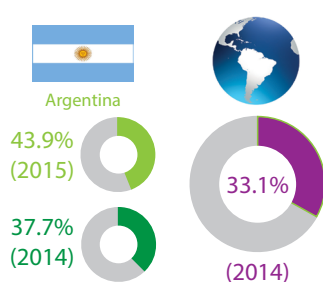
% of GDP



Source: IMF World Economic Outlook database

Government expenditures (2014, 2015)

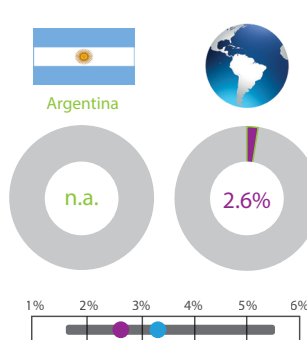
% of GDP



Source: IMF World Economic Outlook database

Government investment (2014)

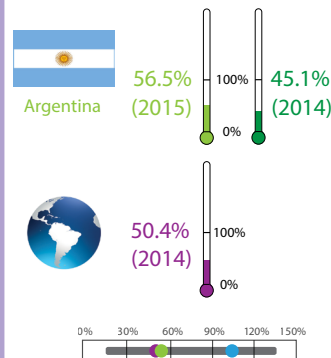
% of GDP



Source: IMF Government Finance Statistics database

Government gross debt (2014, 2015)

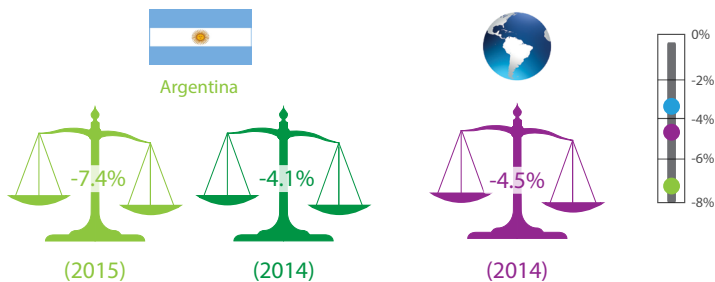
% of GDP



Source: IMF World Economic Outlook database

Fiscal balance (2014, 2015)

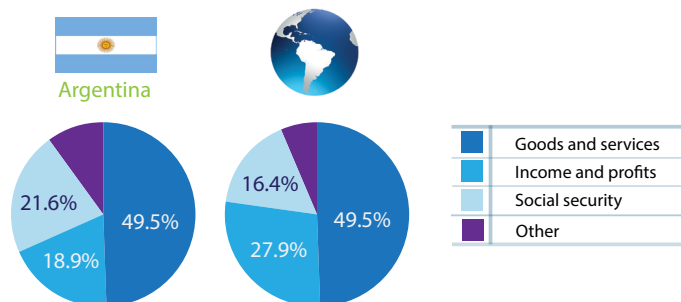
% of GDP



Source: IMF World Economic Outlook database

Breakdown of tax revenues (2014) *

% of total taxation



Source: OECD Revenue Statistics in Latin America (database). * See Notes

Public Employment and Compensation

Public sector employment as % of total employment (2014) *



Source: International Labour Organization (database). * See Notes

Public sector employment filled by women (2014) *



Source: International Labour Organization (database). * See Notes

GOVERNMENT PROCESSES

Government Institutions

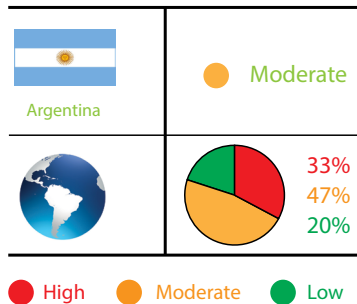
Public Procurement

Digital Government

Health Financing Systems and Budget

Government Institutions

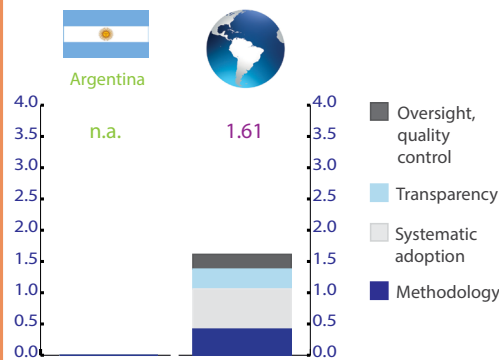
Level of influence of the Centre of Government over line ministries (2015)



Source: OECD 2015 Survey on Centre of Government

iREG: Composite indicator on stakeholder engagement (2015)

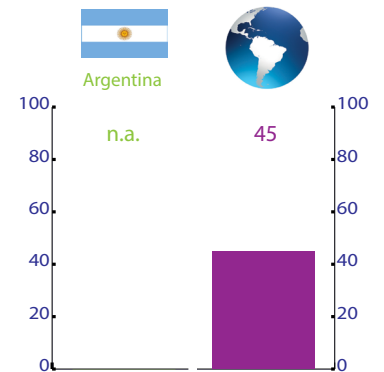
The max. score for each category is 1, and the max. aggregate score for the composite is 4



Source: OECD Indicators of Regulatory Policy and Governance for Latin America

Civil service merit index (2012-2015)

Composite index from 0 (lowest) to 100 (highest)

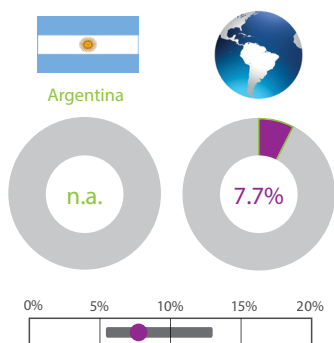


Source: Inter-American Development Bank, 2014

Public Procurement

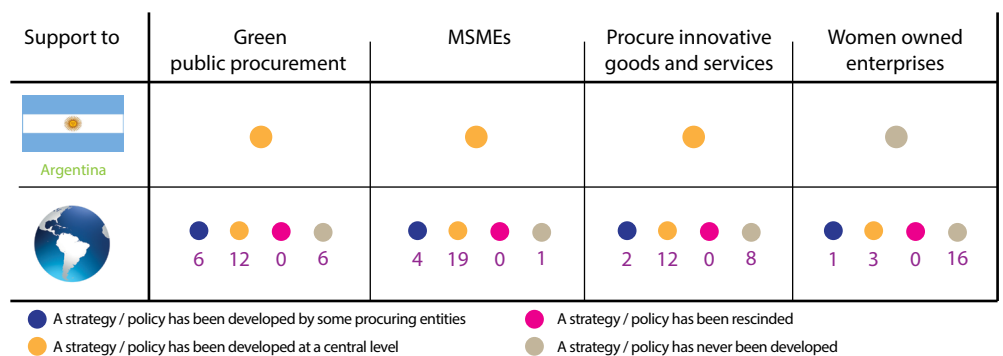
Government procurement (2014) *

% of GDP



Source: IMF Government Finance Statistics database. * See Notes

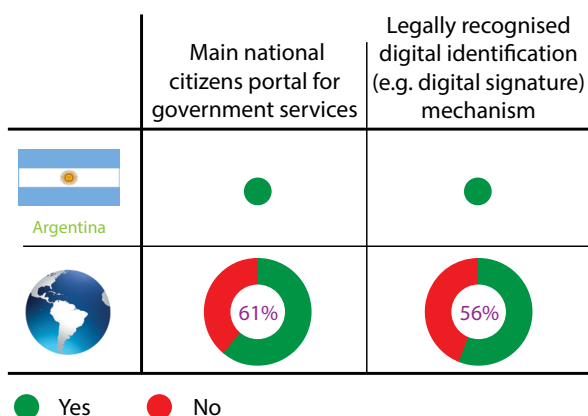
Development of strategic public procurement by objective (2015)



Source: 2015 OECD Survey on Public Procurement

Digital Government

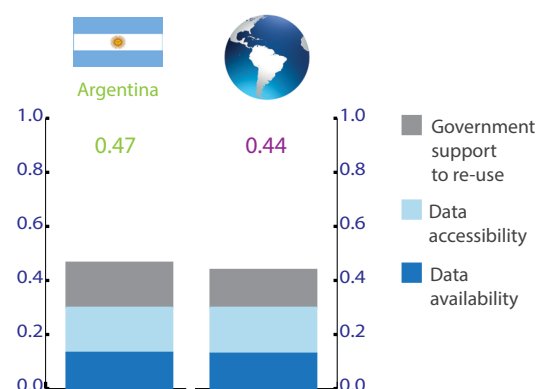
Existence of a main national citizens portal for government services and a legally recognised digital identification mechanism (2015)



Source: OECD Survey on digital government performance

OURdata Index: Open, Useful, Reusable Government Data (2016)

Composite index from 0 (lowest) to 1 (highest)

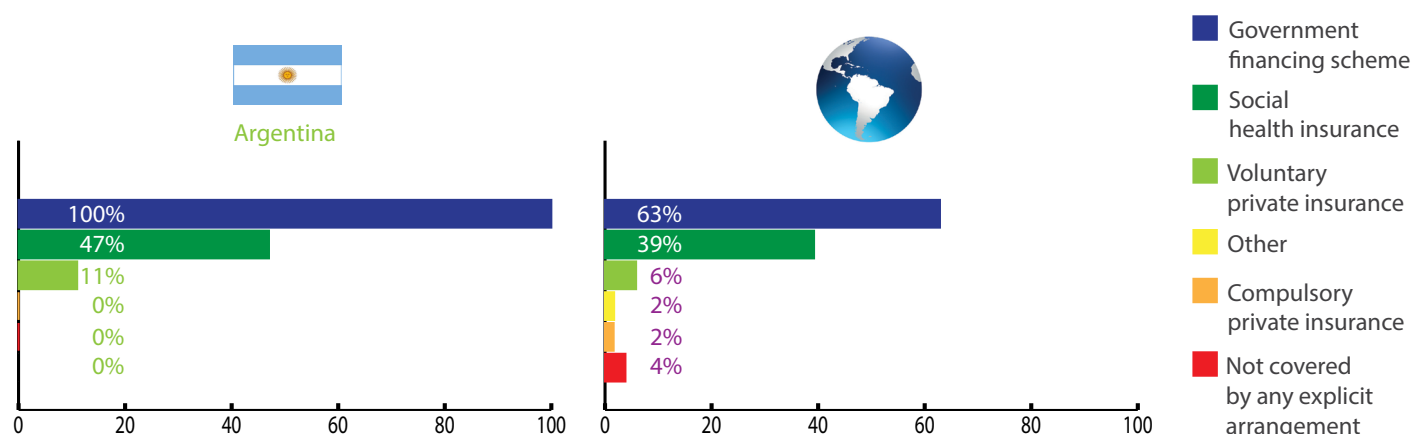


Source: 2016 OECD Survey on Open Government Data

GOVERNMENT PROCESSES

Health Financing Systems And Budget Formulation

Health care financing schemes and percentage of population covered (2015)

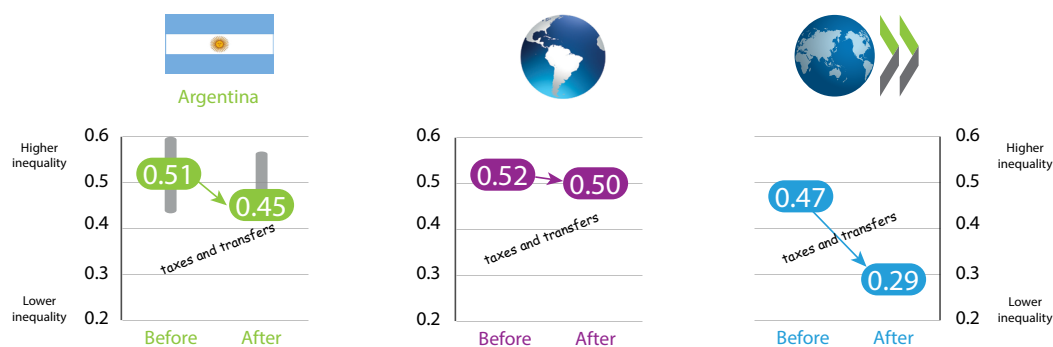


Source: 2015 OECD Survey of Budget Officials on Budgeting Practices for Health in LAC countries

OUTPUTS AND OUTCOMES

Gini coefficient: Differences in income inequality pre and post-tax and government transfers (2012)

Indicator from 0 (low income concentration) to 100 (high income concentration)



Source: OECD Income Distribution Database

Notes

* Tax revenues for Argentina exclude local government revenues but include provincial revenues. Public sector employment as % of total employment and public sector employment filled by women data for Argentina refer to urban areas only. Costs of goods and services financed by general government are not included in government procurement because they are not accounted separately in the IMF Government Finance Statistics (database).

For more information on the data (including full methodology and figure notes) and to consult all other Country Fact Sheets:

<http://www.oecd.org/gov/government-at-a-glance-lac.htm>

The Excel spreadsheets used to create the tables and figures in *Government at a Glance: Latin America and the Caribbean 2017* are available via the Stat-Links provided throughout the publication: <http://dx.doi.org/10.1787/9789264265554-en>

Government at a Glance: Latin America and the Caribbean 2017

Government at a Glance: Latin America and the Caribbean 2017 is the second edition of a joint publication between the Organization for Economic Co-operation and Development (OECD) and the Inter-American Development Bank (IDB). It provides readers with a dashboard of key indicators to inform policy making and benchmark specific interventions. The model is the OECD *Government at a Glance*, which is a fundamental reference, backed by a well-established methodology for OECD member countries. Compared to the previous edition that had a special focus on Public Financial Management and alongside with indicators on public finances and public employment this second version covers a wider range of public management areas including the role and influence of the Centre of Government, Open Government and Open Data policies, Digital Government, Regulatory Governance and practices for Budgeting in health systems.