

## Taxing Wages - the Netherlands

### Tax on labour income

The **tax wedge** is a measure of the tax on labour income, which includes the tax paid by both the employee and the employer.

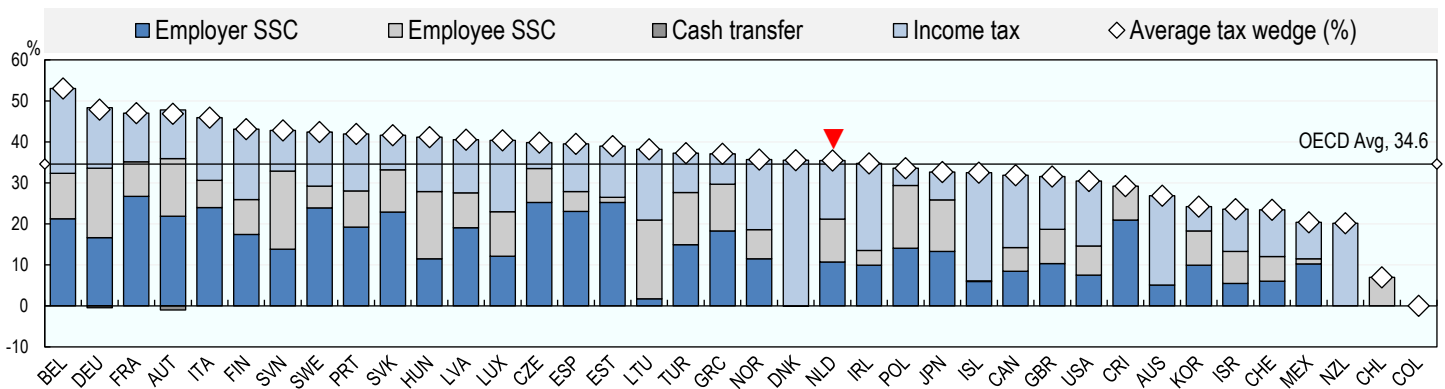
$$\text{TAX WEDGE ON LABOUR INCOME} = \frac{((\text{Personal income tax} + \text{employee and employer social security contributions (SSCs)}) - \text{Family Benefits})}{(\text{Total labour costs (gross wages} + \text{employer SSCs)})}$$

### Single worker

The tax wedge for the average single worker in the Netherlands increased by 0.6 percentage points from 34.9% in 2021 to 35.5% in 2022. The OECD average tax wedge in 2022 was 34.6% (2021, 34.6%). In 2022, the Netherlands had the 22nd highest tax wedge among the 38 OECD member countries, occupying the same position in 2021.

In the Netherlands, income tax and employer social security contributions combine to account for 71% of the total tax wedge, compared with 77% of the total OECD average tax wedge.

Average tax wedge: average single worker, no children



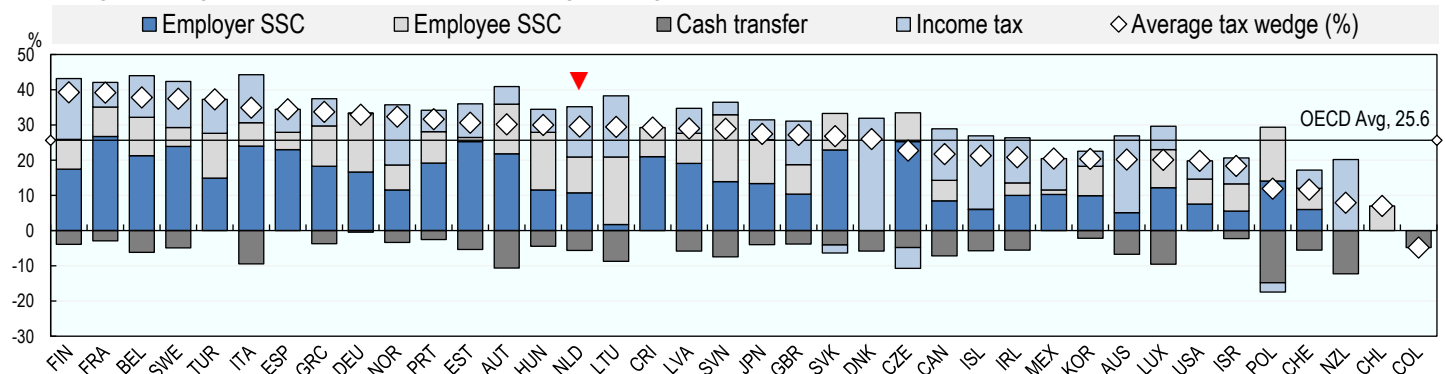
### One-earner married couple with two children

The tax wedge for a worker with children may be lower than for a worker on the same income without children, since most OECD countries provide benefits to families with children through cash transfers and preferential tax provisions.

The Netherlands had the 15th highest tax wedge in the OECD for an average married worker with two children at 29.6% in 2022, which compares with the OECD average of 25.6%. The country occupied the 19th highest position in 2021.

Child related benefits and tax provisions tend to reduce the tax wedge for workers with children compared with the average single worker. In the Netherlands in 2022, this reduction (5.9 percentage points) was less than the OECD average (8.9 percentage points).

Average tax wedge: One-earner married couple at average earnings, 2 children



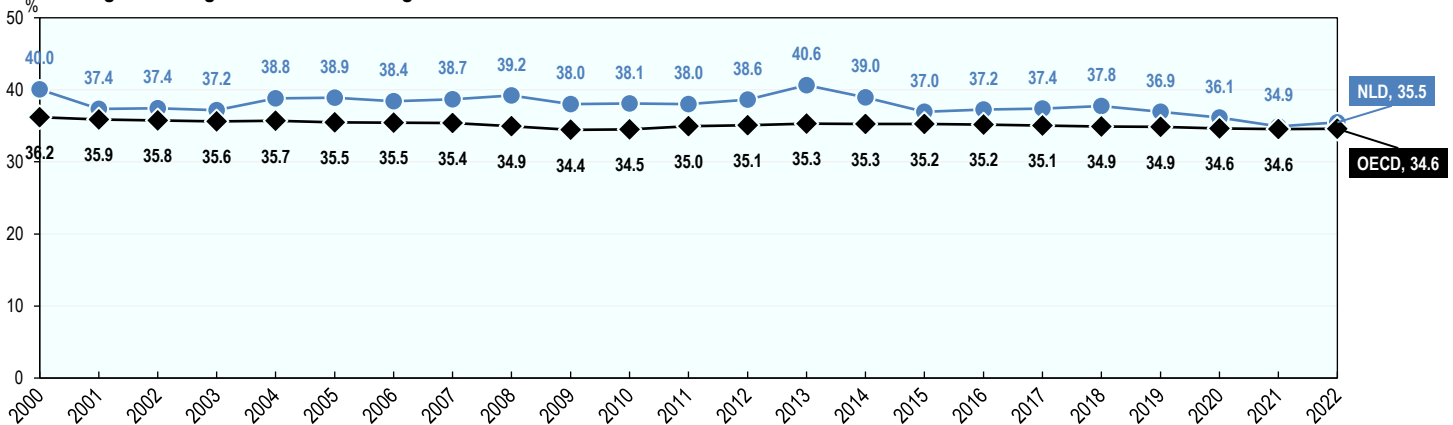


## Tax wedge trends between 2000 and 2022

In the Netherlands, the tax wedge for the average single worker decreased by 4.5 percentage points from 40.0% to 35.5% between 2000 and 2022. During the same period, the average tax wedge across the OECD decreased by 1.6 percentage points from 36.2% to 34.6%.

Between 2009 and 2022, the tax wedge for the average single worker decreased by 2.5 percentage points in the Netherlands. During this same period, the tax wedge for the average single worker across the OECD increased slowly to 35.3% in 2013 and 2014 before decreasing back to 34.6% in 2022.

Average tax wedge over time for a single worker



## Employee tax on labour income

The employee net average tax rate is a measure of the net tax on labour income paid directly by the employee.

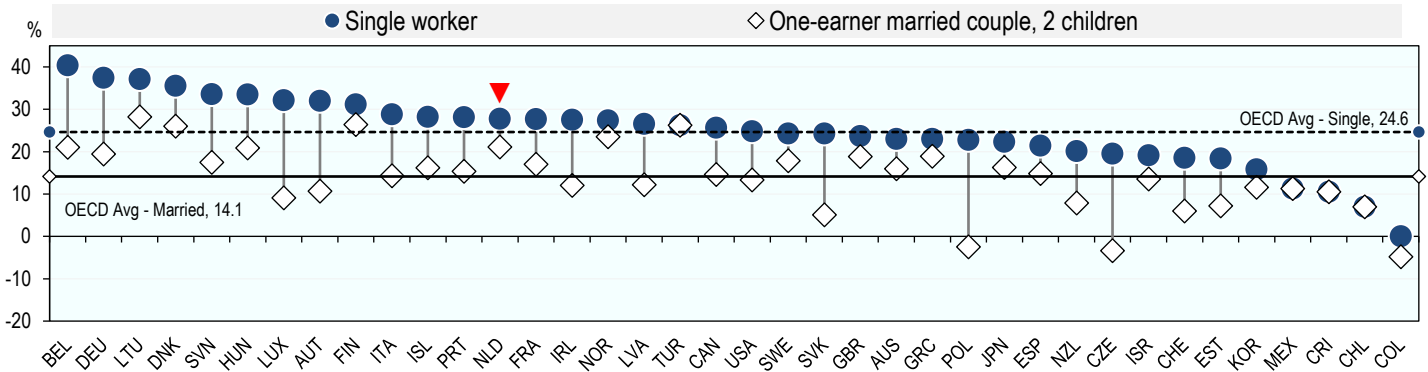
### EMPLOYEE NET AVERAGE TAX RATE

$$\frac{(\text{Employee personal income tax and employee social security contributions}) - \text{Family Benefits}}{\text{Gross wages}}$$

In the Netherlands, the average single worker faced a net average tax rate of 27.7% in 2022, compared with the OECD average of 24.6%. In other words, in the Netherlands the take-home pay of an average single worker, after tax and benefits, was 72.3% of their gross wage, compared with the OECD average of 75.4%.

Taking into account child related benefits and tax provisions, the employee net average tax rate for an average married worker with two children in the Netherlands was 21.1% in 2022, which is the 6th highest in the OECD, and compares with 14.1% for the OECD average. This means that an average married worker with two children in the Netherlands had a take-home pay, after tax and family benefits, of 78.9% of their gross wage, compared to 85.9% for the OECD average.

Employee net average tax rate



## Contacts

### Kurt Van Dender

Centre for Tax Policy and Administration  
Acting Head, Tax Policy and Statistics  
Kurt.VanDender@oecd.org

### Alexander Pick

Centre for Tax Policy and Administration  
Acting Head, Tax Data & Statistical Analysis Unit  
Alexander.Pick@oecd.org

### Leonie Cedano

Centre for Tax Policy and Administration  
Statistician/Junior Analyst  
Leonie.Cedano@oecd.org