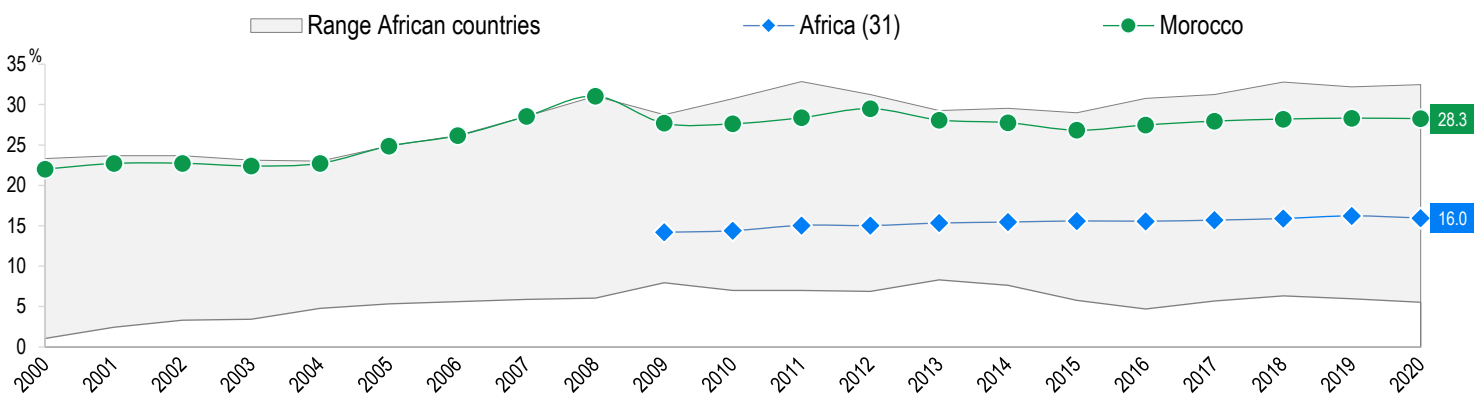


Revenue Statistics in Africa 2022 – Morocco

Tax revenues: tax-to-GDP ratio

Tax-to-GDP ratio over time

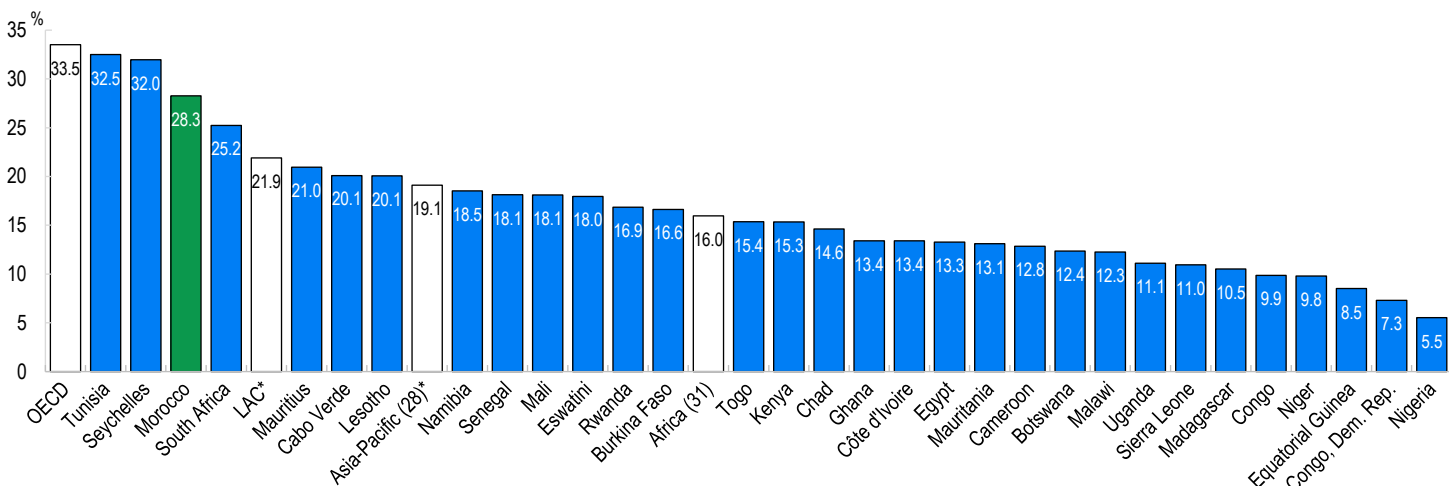
The tax-to-GDP ratio in Morocco decreased by 0.1 percentage points from 28.3% in 2019 to 28.3% in 2020. In comparison, the average* for the 31 African countries within the publication 2022 has decreased by 0.2 percentage points over the same period, and was 16.0% in 2020. Since 2010, the average for the 31 African countries has increased by 1.6 percentage points, from 14.4% in 2010 to 16.0% in 2020. Over the same period, the tax-to-GDP ratio in Morocco has increased by 0.6 percentage points, from 27.6% to 28.3%. The highest tax-to-GDP ratio in Morocco was 31.1% in 2008, with the lowest being 22.0% in 2000.



* The Africa (31) average is not available before 2009 due to missing data in some countries. In 2009, it is calculated based on estimated tax-to-GDP ratios for Chad and Nigeria in that year, as data were not available prior to 2010 in these countries. The differences between tax-to-GDP ratios shown may not sum correctly due to rounding.

Tax-to-GDP ratio, 2020

Morocco's tax-to-GDP ratio in 2020 (28.3%) was higher than the average of the 31 African countries in Revenue Statistics in Africa 2022 (16.0%) by 12.3 percentage points.



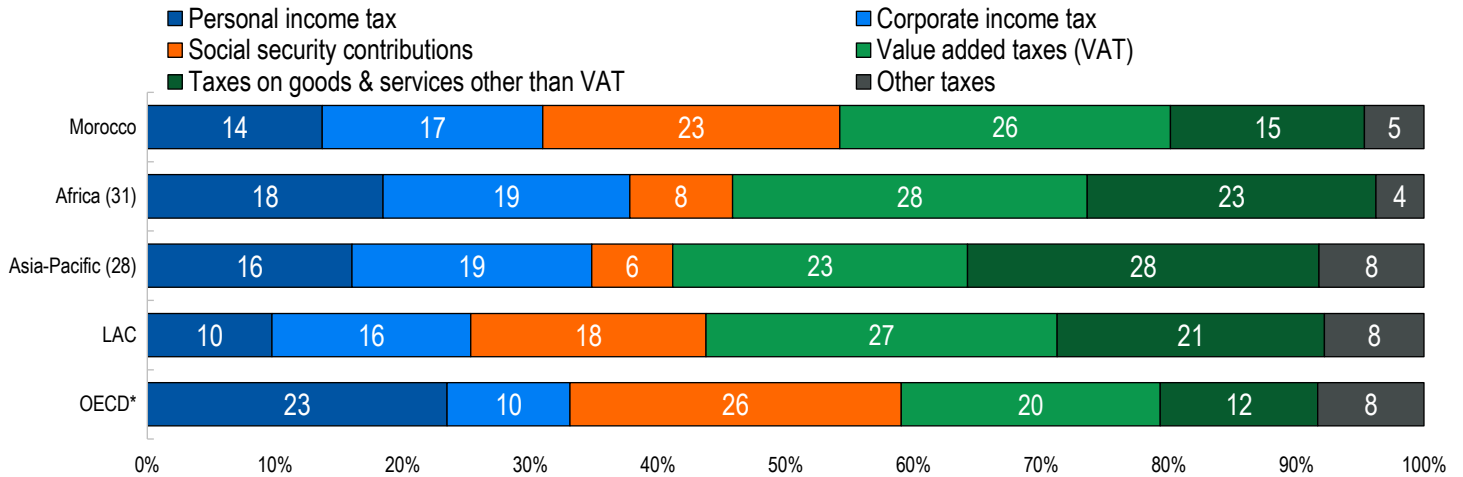
* The Latin America and the Caribbean (LAC) and the Asia-Pacific (28) averages refer to the respective 2022 regional publication. For more information see oe.cd/revstatslac and oe.cd/revstatsap.

In the OECD classification the term “taxes” is confined to compulsory unrequited payments to general government. Taxes are unrequited in the sense that benefits provided by government to taxpayers are not normally in proportion to their payments. Non-tax revenues are all other government revenues that are not classified as taxes. <http://www.oecd.org/tax/tax-policy/oecd-classification-taxes-interpretative-guide.pdf>



Tax revenues: structure

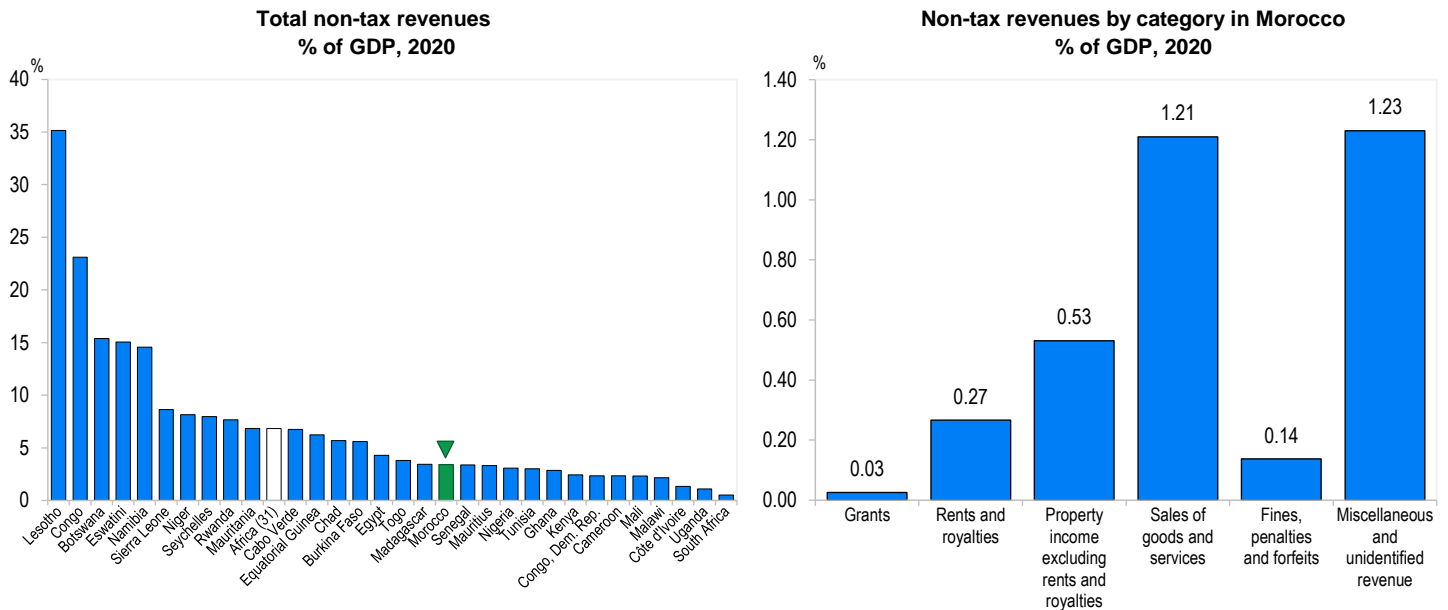
Tax structure refers to the share of each tax in total tax revenues. The highest share of tax revenues in Morocco in 2020 was contributed by value added taxes (VAT) (26%). The second-highest share of tax revenues in 2020 was derived from social security contributions (23%).



* The data for the OECD are for 2019 as the data for 2020 are not available.

Non-tax revenues

In 2020, Morocco's non-tax revenues amounted to 3.4% of GDP. This was lower than the average non-tax revenues for the 31 African countries (6.8% of GDP). Miscellaneous and unidentified revenue represented the largest share of non-tax revenues in Morocco in 2020, amounting to 1.2% of GDP and 36.2% of non-tax revenues.



Source: Revenue Statistics in Africa 2022



Revenue Statistics in Africa is a collaboration between ATAF, AUC and the OECD, with the financial support of the EU. It contributes to the implementation of the second phase of the Pan-African Statistics Programme, a joint AU-EU initiative. For more information see: [oe.cd/revstatsafrica](https://www.oecd.org/revstatsafrica).