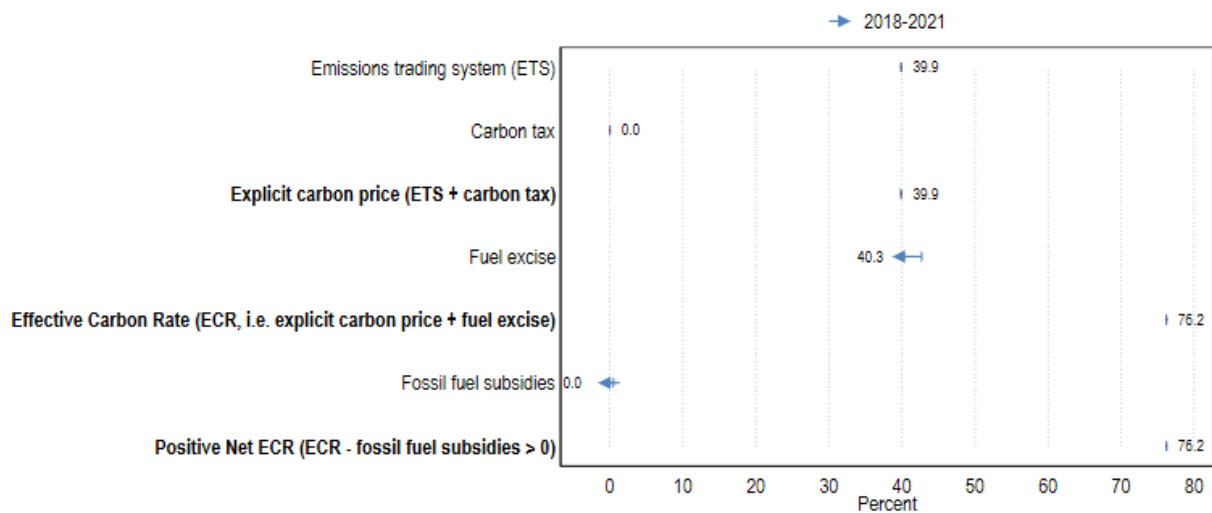


Carbon pricing in Spain

Share of greenhouse gas emissions subject to a positive price by instrument, 2018-2021

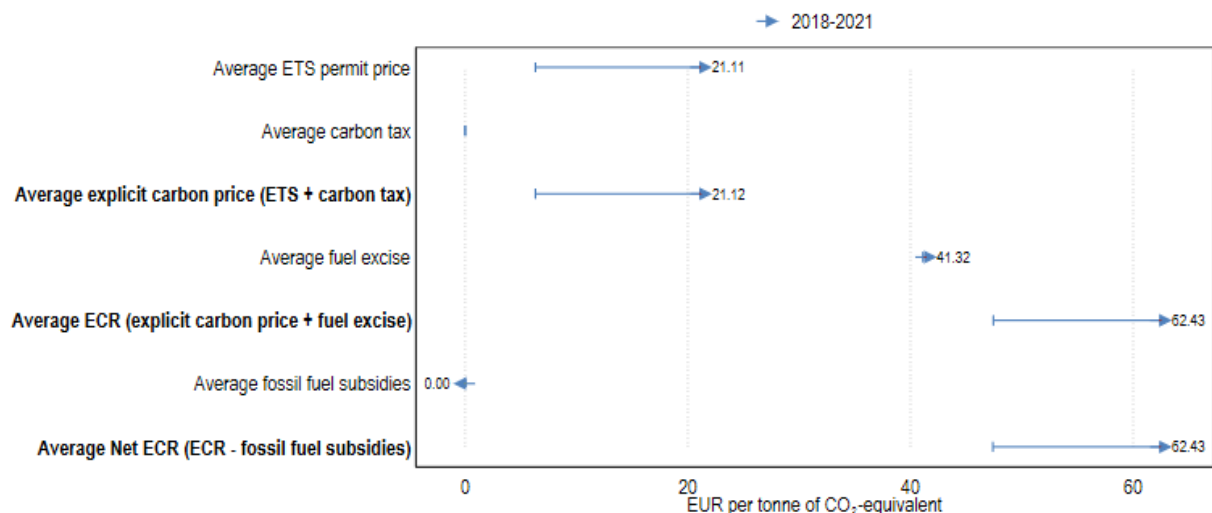
In 2021, explicit carbon prices in Spain consist of emissions trading system (ETS) permit prices, which cover 39.9% of greenhouse gas (GHG) emissions in CO₂e. In total, 76.2% of GHG emissions in Spain are subject to a positive Net Effective Carbon Rate (ECR) in 2021, unchanged since 2018. Fuel excise taxes, an implicit form of carbon pricing, cover 40.3% of emissions in 2021, down from 42.7% in 2018. There were no fossil fuel subsidies in 2021, while in 2018 they covered 0.5% of emissions.



Note: Percentages are rounded to the first decimal place.

Average effective carbon prices by instrument, real 2021 EUR, 2018-2021

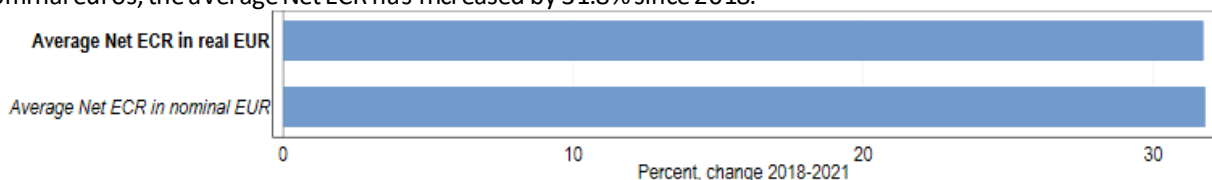
Explicit carbon prices have increased to an average of EUR 21.12 per tonne of CO₂e, up by EUR 14.81 (234.7%) since 2018. In 2021, fuel excise taxes amounted to EUR 41.32 on average, up by EUR 0.2 (0.5%) relative to 2018. There were no fossil fuel subsidies in 2021.



Note: Prices are rounded to the nearest eurocent.

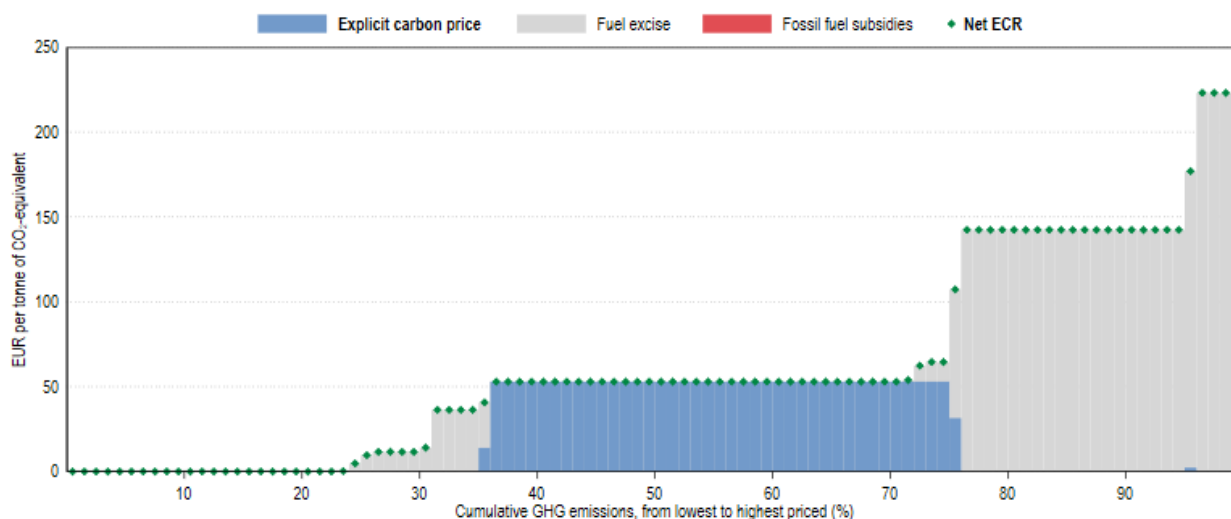
Percentage change in the average Net ECR by reference price, 2018-2021

The average Net ECR on GHG emissions has increased by 31.7% since 2018 when measured in real 2021 euros. In nominal euros, the average Net ECR has increased by 31.8% since 2018.



Distribution of effective carbon prices across GHG emissions, 2021

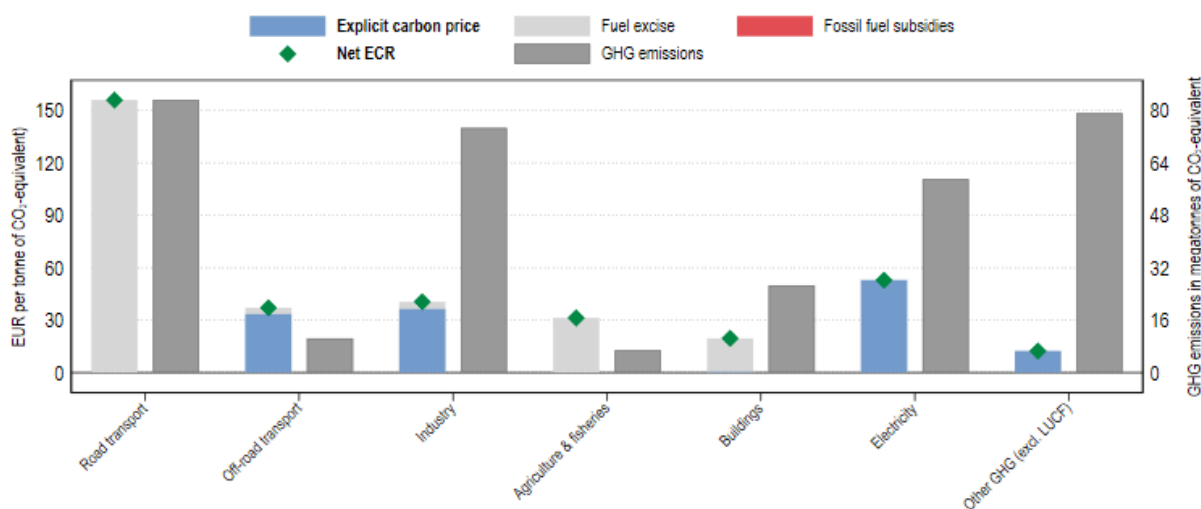
Less than 27.8% of GHG emissions have a Net ECR above EUR 60 per tonne of CO₂e, a mid-range estimate of current carbon costs.



Note: Simplified for illustration (the average price for each percentile bracket is shown).

Average effective carbon prices (left axis) and GHG emissions (right axis) by sector, 2021

Net effective carbon rates are highest in the road transport sector, which accounts for 24.5% of the country's total GHG emissions. The Net ECR is positive in all sectors.



Want to know more?

- Access the report *Pricing Greenhouse Gas Emissions* (OECD 2022): <https://oe.cd/pricing-greenhouse-gas-emissions>.
- Which domestic policy instruments are included as carbon pricing instruments? View the background information: www.oecd.org/tax/tax-policy/carbon-pricing-background-notes.pdf
- Access the data shown in the country notes: <https://stats.oecd.org/Index.aspx?DataSetCode=ECRS>



<https://oe.cd/tax-and-environment>



ctp.contact@oecd.org



[@OECDtax](https://twitter.com/OECDtax)



[OECD Tax](https://www.linkedin.com/company/OECD-Tax)