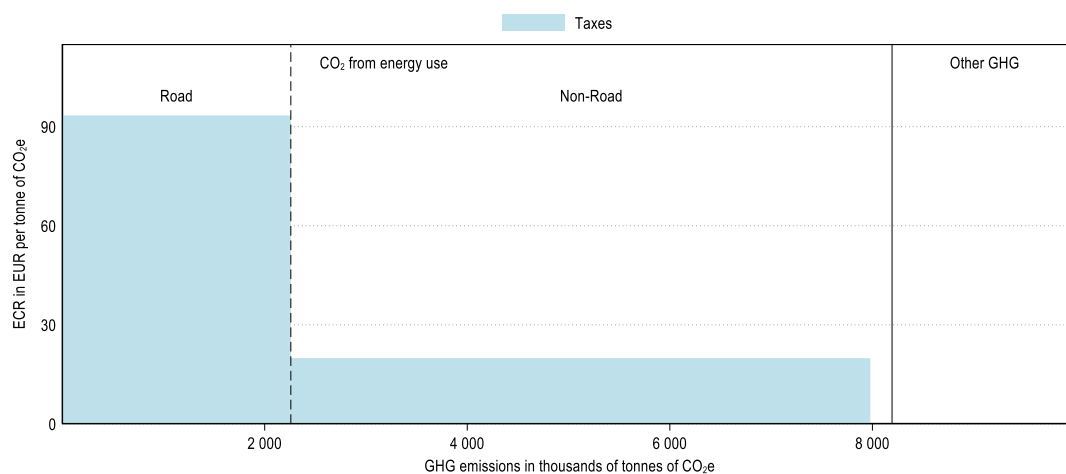


Jamaica

Jamaica's greenhouse gas (GHG) emissions mainly consist in CO₂ emissions from energy use (82%). In 2021, these emissions are priced through fuel excise taxes. Jamaica priced about 97% of its carbon emissions from energy use and almost 33% were priced at an ECR above EUR 60 per tonne of CO₂ (see Figure 3). Emissions priced at this level mainly originated from the road transport sector as well as the offroad transport and agriculture and fisheries sectors. The majority of unpriced emissions from energy use were from the industry sector (Figure 2). Other GHG emissions¹, which made up about 18% of national emissions, were not covered by any carbon pricing instrument (see Figure 1).

Figure 1. Average effective carbon rates in Jamaica in 2021

CO₂ emissions from energy use and other GHG emissions



¹ CH₄, N₂O, F-gases and process CO₂ emissions.

Figure 2. Average effective carbon rates in Jamaica by sector and component in 2021

Restricting to CO₂ emissions from energy use

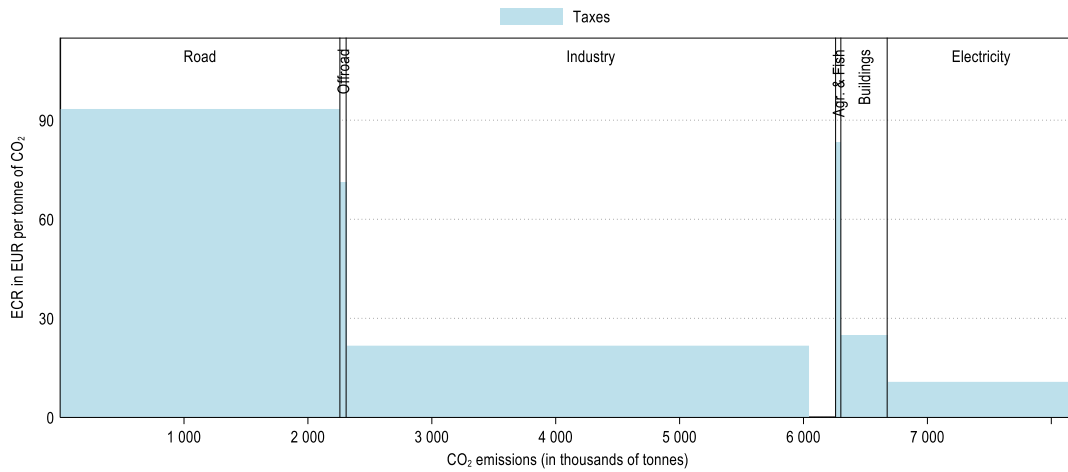
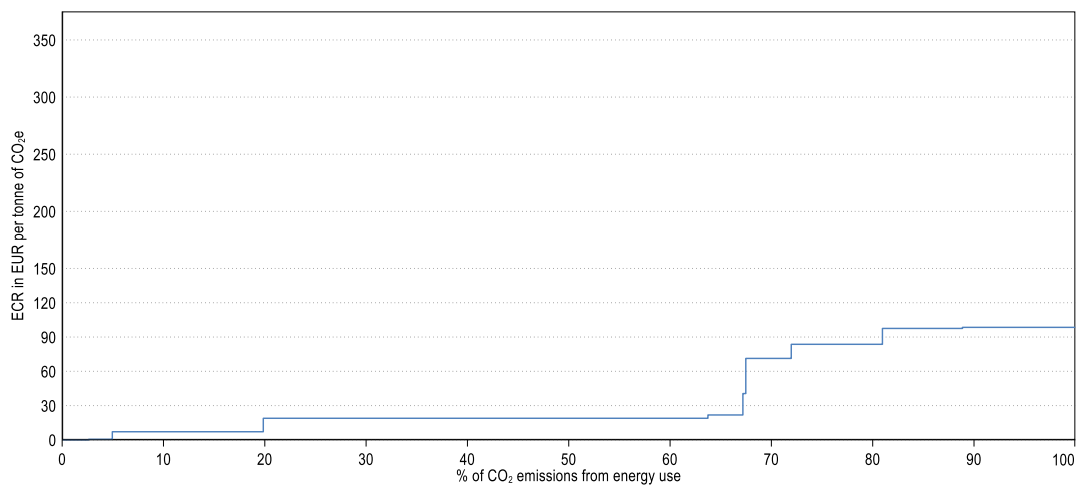


Figure 3. Distribution of ECRs on CO₂ emissions from energy use in Jamaica in 2021

Restricting to CO₂ emissions from energy use



For additional information to interpret the graphs, see: <https://oe.cd/ECR2023-graph-info>

Main insights from *Effective Carbon Rates 2023*: <https://oe.cd/ECR2023-brochure>