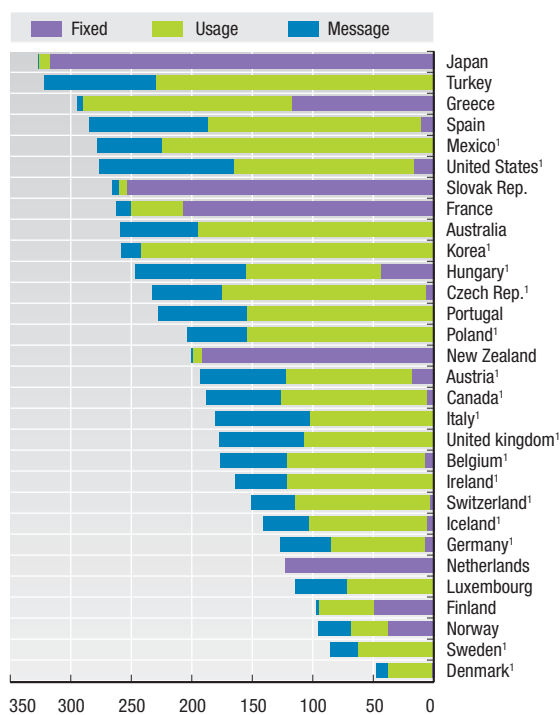


## E.11. TELECOMMUNICATIONS PRICING

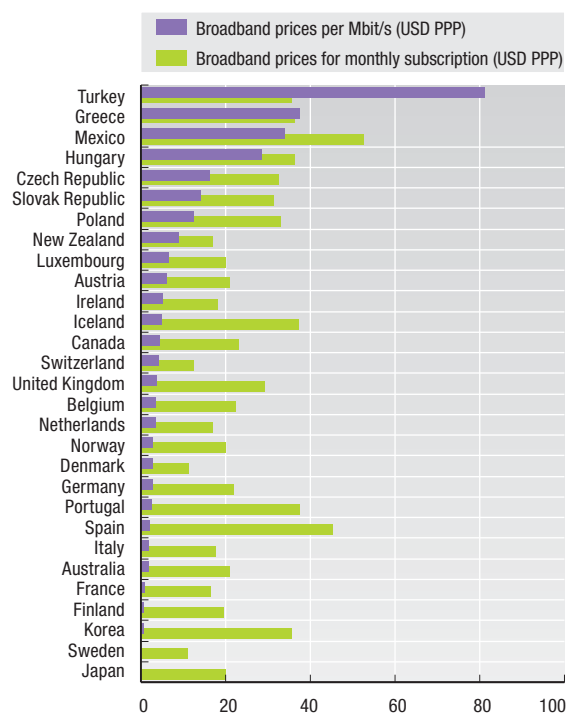
### OECD basket of low user mobile telephone charges, May 2007

Annual charge, USD PPP, including tax



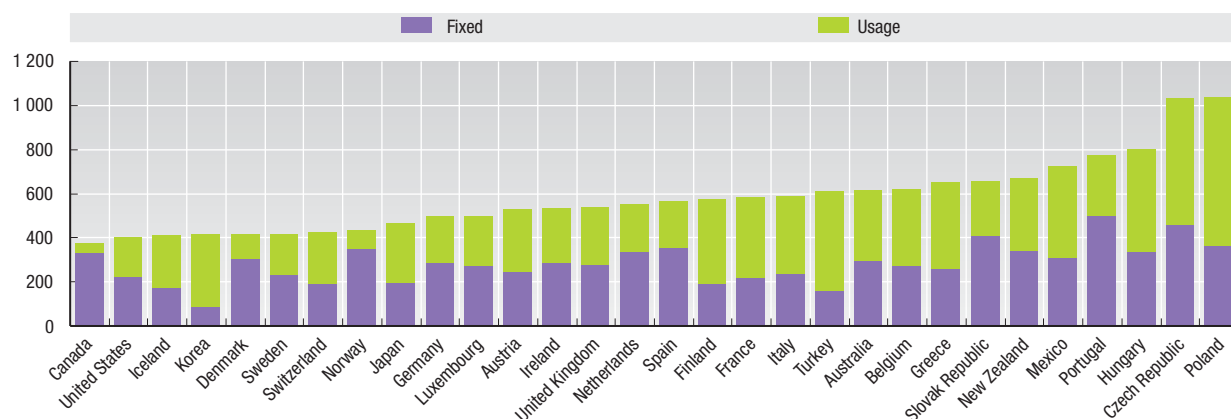
### Broadband prices per Mbit/s and prices for monthly subscription<sup>2</sup>, October 2006

Monthly charge, USD PPP, including tax



### OECD Residential basket, Medium Usage, May 2007

USD PPP, VAT Included



StatLink  <http://dx.doi.org/10.1787/118264252244>

Notes: The OECD basket of mobile telephone charges (low usage) includes subscription and usage (360 voice calls, 396 SMS messages and 8 MMS, distributed between peak and offpeak hours and based on an average call duration) over a one-year period. Calling patterns were all determined through extensive discussions with carriers across the OECD. USD purchasing power parities (PPP) are used to aid international comparisons.

The OECD medium usage basket of residential telephone charges includes fixed access and 1 200 calls, broken down according to distance, destination (fixed, mobile and international), and time of day, over a one-year period. USD purchasing power parities (PPP) are used to aid in international comparisons. Discounts, if available, are subtracted from the usage charges.

1. Package using pre-paid card.
2. Prices selected are the lowest observed price per Mbit/s and the lowest observed price for a monthly subscription which has an entry-level 256 kbit/s connection.